



# NSE5\_FMG-7.0<sup>Q&As</sup>

Fortinet NSE 5 - FortiManager 7.0

## Pass Fortinet NSE5\_FMG-7.0 Exam with 100% Guarantee

Free Download Real Questions & Answers **PDF** and **VCE** file from:

[https://www.passapply.com/nse5\\_fmg-7-0.html](https://www.passapply.com/nse5_fmg-7-0.html)

100% Passing Guarantee  
100% Money Back Assurance

Following Questions and Answers are all new published by Fortinet Official Exam Center

-  **Instant Download** After Purchase
-  **100% Money Back** Guarantee
-  **365 Days** Free Update
-  **800,000+** Satisfied Customers





## QUESTION 1

View the following exhibit.

### Starting Log (Run the device)

```
Start installing
Local-FortiGate $ config user device
Local-FortiGate (device) $ edit "mydevice"
new entry 'mydevice' added
Local-FortiGate (mydevice) $ next
MAC address can not be 0
Node_check_object fail!for mac 00:00:00:00:00:00
Attribute 'mac' value '00:00:00:00:00:00' checkingfail -33
Command fail. Return code 1
Local-FortiGate (device) $ end
...
Local-FortiGate $ config firewall policy
Local-FortiGate (policy) $ edit 2
New entry '2' added
Local-FortiGate (2) $ set name "Device_policy"
Local-FortiGate (2) $ set uuid 64...
Local-FortiGate (2) $ set srcintf "port3"
Local-FortiGate (2) $ set dstintf "port1"
Local-FortiGate (2) $ set srcaddr "all"
Local-FortiGate (2) $ set dstaddr "all"
Local-FortiGate (2) $ set action accept
Local-FortiGate (2) $ set schedule "always"
Local-FortiGate (2) $ set service "ALL"
Local-FortiGate (2) $ set devices "mydevice"
Entry not found in datasource
Value parse error before 'mydevice'
Command fail. Return code -3
```

Which statement is true regarding this failed installation log?

- A. Policy ID 2 is installed without a source address
- B. Policy ID 2 will not be installed
- C. Policy ID 2 is installed in disabled state
- D. Policy ID 2 is installed without a source device

Correct Answer: D



## QUESTION 2

An administrator run the reload failure command: diagnose test deploymanager reload config on FortiManager. What does this command do?

- A. It downloads the latest configuration from the specified FortiGate and performs a reload operation on the device database.
- B. It installs the latest configuration on the specified FortiGate and update the revision history database.
- C. It compares and provides differences in configuration on FortiManager with the current running configuration of the specified FortiGate.
- D. It installs the provisioning template configuration on the specified FortiGate.

Correct Answer: A

Reference: <https://community.fortinet.com/t5/FortiManager/Technical-Note-Retrieve-configuration-file-using-CLI-from-a/ta-p/191000?externalID=FD36387>

---

## QUESTION 3

Which of the following statements are true regarding reverting to previous revision version from the revision history? (Choose two.)

- A. To push these changes to a managed device, it required an install operation to the managed FortiGate.
- B. Reverting to a previous revision history will generate a new version ID and remove all other history versions.
- C. Reverting to a previous revision history will tag the device settings status as Auto-Update.
- D. It will modify device-level database

Correct Answer: AD

---

## QUESTION 4

In the event that the primary FortiManager fails, which of the following actions must be performed to return the FortiManager HA to a working state?

- A. Secondary device with highest priority will automatically be promoted to the primary role, and manually reconfigure all other secondary devices to point to the new primary device
- B. Reboot one of the secondary devices to promote it automatically to the primary role, and reconfigure all other secondary devices to point to the new primary device.
- C. Manually promote one of the secondary devices to the primary role, and reconfigure all other secondary devices to



point to the new primary device.

D. FortiManager HA state transition is transparent to administrators and does not require any reconfiguration.

Correct Answer: C

FortiManager\_6.4\_Study\_Guide-Online ?page 346

FortiManager HA doesn't support IP takeover where an HA state transition is transparent to administrators. If a failure of the primary occurs, the administrator must take corrective action to resolve the problem that may include invoking the state transition. If the primary device fails, the administrator must do the following in order to return the FortiManager HA to a working state:

1.

Manually reconfigure one of the secondary devices to become the primary device

2.

Reconfigure all other secondary devices to point to the new primary device

---

#### QUESTION 5

Which two settings are required for FortiManager Management Extension Applications (MEA)? (Choose two.)

- A. When you configure MEA, you must open TCP or UDP port 540.
- B. You must open the ports to the Fortinet registry
- C. You must create a MEA special policy on FortiManager using the super user profile
- D. The administrator must have the super user profile.

Correct Answer: CD

---

#### QUESTION 6

View the following exhibit.



## Import Device - Local-FortiGate [root]

Create a new policy package for import.

Policy Package Name

Local-FortiGate

Folder

root

Policy Selection

- Import All(3)  
 Select Policies and Profile Groups to Import

Object Selection

- Import only policy dependent objects  
 Import all objects

An administrator is importing a new device to FortiManager and has selected the shown options. What will happen if the administrator makes the changes and installs the modified policy package on this managed FortiGate?

- A. The unused objects that are not tied to the firewall policies will be installed on FortiGate
- B. The unused objects that are not tied to the firewall policies will remain as read-only locally on FortiGate
- C. The unused objects that are not tied to the firewall policies locally on FortiGate will be deleted
- D. The unused objects that are not tied to the firewall policies in policy package will be deleted from the FortiManager database

Correct Answer: C

Reference: <https://community.fortinet.com/t5/FortiManager/Import-all-objects-Versus-Import-only-policy-dependent-objects/ta-p/193259?externalID=FD40392>

### QUESTION 7

An administrator would like to review, approve, or reject all the firewall policy changes made by the junior administrators. How should the Workspace mode be configured on FortiManager?

- A. Set to workflow and use the ADOM locking feature
- B. Set to read/write and use the policy locking feature
- C. Set to normal and use the policy locking feature



D. Set to disable and use the policy locking feature

Correct Answer: A

Reference: [https://help.fortinet.com/fmgr/50hlp/52/5-2-0/FMG\\_520\\_Online\\_Help/200\\_What\\'s-New.03.03.html](https://help.fortinet.com/fmgr/50hlp/52/5-2-0/FMG_520_Online_Help/200_What\\'s-New.03.03.html)

---

### QUESTION 8

An administrator would like to create an SD-WAN default static route for a newly created SD-WAN using the FortiManager GUI. Both port1 and port2 are part of the SD-WAN member interfaces. Which interface must the administrator select in the static route device drop-down list?

- A. port2
- B. virtual-wan-link
- C. port1
- D. auto-discovery

Correct Answer: B

---

### QUESTION 9

Which two items does an FGFM keepalive message include? (Choose two.)

- A. FortiGate uptime
- B. FortiGate license information
- C. FortiGate IPS version
- D. FortiGate configuration checksum

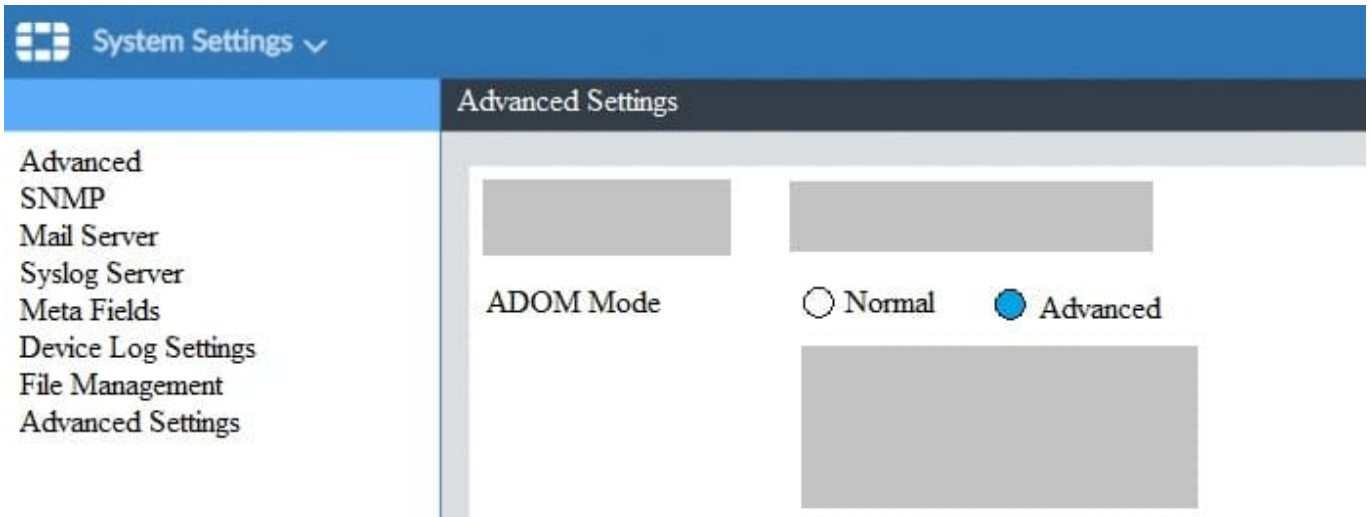
Correct Answer: CD

Reference: <https://docs.fortinet.com/document/fortimanager/6.2.0/fortigate-fortimanager-communications-protocol-guide/579138/keep-alive-messages>

---

### QUESTION 10

View the following exhibit.



What is the purpose of setting ADOM Mode to Advanced?

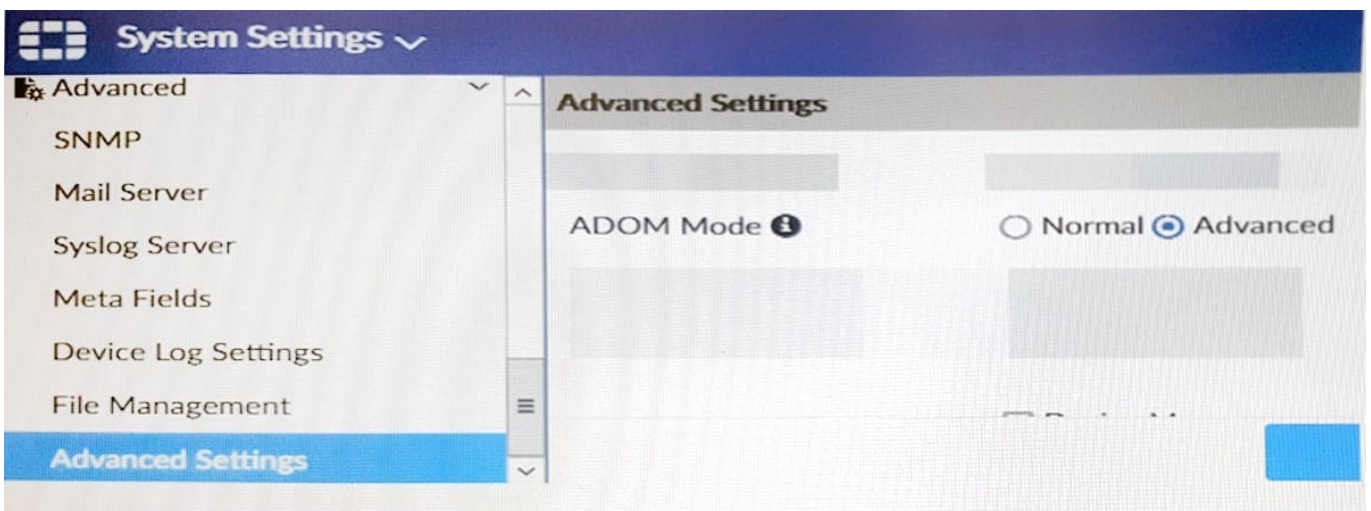
- A. The setting allows automatic updates to the policy package configuration for a managed device
- B. The setting enables the ADOMs feature on FortiManager
- C. This setting allows you to assign different VDOMs from the same FortiGate to different ADOMs.
- D. The setting disables concurrent ADOM access and adds ADOM locking

Correct Answer: C

Reference: <https://docs.fortinet.com/document/fortianalyzer/7.0.0/administration-guide/66530/adom-device-modes>

### QUESTION 11

View the following exhibit.



Which of the following statements are true based on this configuration setting? (Choose two.)

- A. This setting will enable the ADOMs feature on FortiManager.



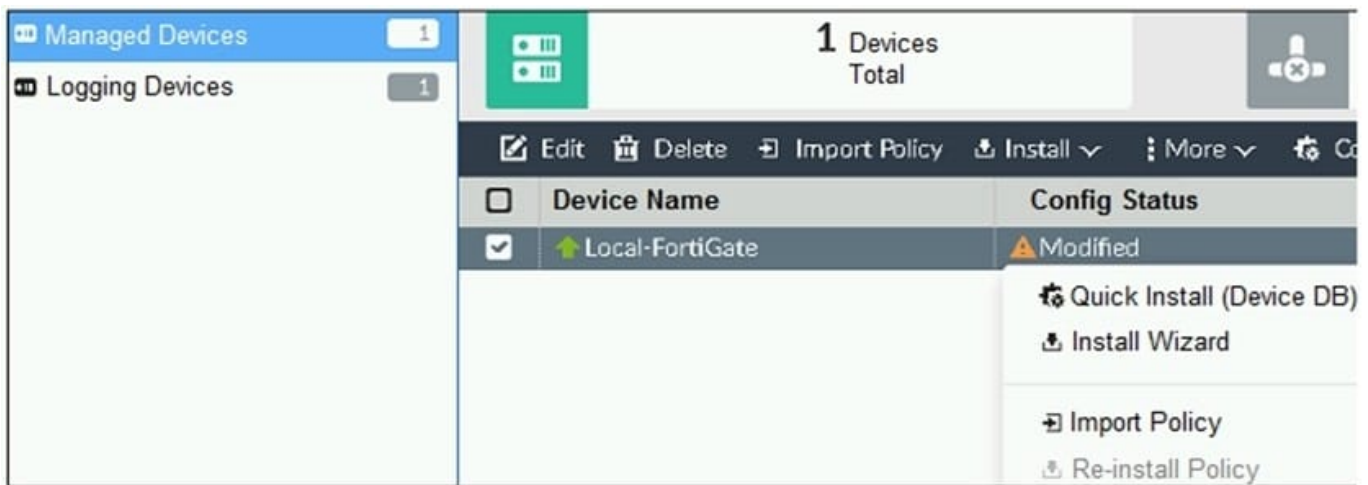


- B. This setting is applied globally to all ADOMs.
- C. This setting will allow assigning different VDOMs from the same FortiGate to different ADOMs.
- D. This setting will allow automatic updates to the policy package configuration for a managed device.

Correct Answer: BC

### QUESTION 12

Refer to the exhibit.



You are using the Quick Install option to install configuration changes on the managed FortiGate. Which two statements correctly describe the result? (Choose two.)

- A. It will not create a new revision in the revision history
- B. It installs device-level changes to FortiGate without launching the Install Wizard
- C. It cannot be canceled once initiated and changes will be installed on the managed device
- D. It provides the option to preview configuration changes prior to installing them

Correct Answer: BC

FortiManager\_6.4\_Study\_Guide-Online ?page 164

The Install Config option allows you to perform a quick installation of device-level settings without launching the Install Wizard. When you use this option, you cannot preview the changes prior to committing. Administrator should be certain of the changes before using this install option, because the install can't be cancelled after the process is initiated.

### QUESTION 13

What will be the result of reverting to a previous revision version in the revision history?

- A. It will install configuration changes to managed device automatically





- B. It will tag the device settings status as Auto-Update
- C. It will generate a new version ID and remove all other revision history versions
- D. It will modify the device-level database

Correct Answer: D

---

#### QUESTION 14

Which configuration setting for FortiGate is part of a device-level database on FortiManager?

- A. VIP and IP Pools
- B. Firewall policies
- C. Security profiles
- D. Routing

Correct Answer: D

The FortiManager stores the FortiGate configuration details in two distinct databases. The device-level database includes configuration details related to device-level settings, such as interfaces, DNS, routing, and more. The ADOM-level database includes configuration details related to firewall policies, objects, and security profiles.

---

#### QUESTION 15

You are moving managed FortiGate devices from one ADOM to a new ADOM. Which statement correctly describes the expected result?

- A. Any pending device settings will be installed automatically
- B. Any unused objects from a previous ADOM are moved to the new ADOM automatically
- C. The shared policy package will not be moved to the new ADOM
- D. Policy packages will be imported into the new ADOM automatically

Correct Answer: C

Reference: <https://community.fortinet.com/t5/FortiManager/Technical-Note-How-to-move-objects-to-new-ADOM-on-FortiManager/ta-p/198342>

[Latest NSE5\\_FMG-7.0 Dumps](#)

[NSE5\\_FMG-7.0 PDF Dumps](#)

[NSE5\\_FMG-7.0 Practice Test](#)