



JN0-351^{Q&As}

Enterprise Routing and Switching Specialist (JNCIS-ENT)

Pass Juniper JN0-351 Exam with 100% Guarantee

Free Download Real Questions & Answers **PDF** and **VCE** file from:

<https://www.passapply.com/jn0-351.html>

100% Passing Guarantee
100% Money Back Assurance

Following Questions and Answers are all new published by Juniper
Official Exam Center

-  **Instant Download** After Purchase
-  **100% Money Back** Guarantee
-  **365 Days** Free Update
-  **800,000+** Satisfied Customers





QUESTION 1

You have an IBGP neighbor sending you routes. You need to apply a policy so it only evaluates routes being learned from this specific neighbor.

In this scenario, which statement is correct about applying the policy?

- A. The policy should be applied as an export policy to the BGP group level.
- B. The policy should be applied as an import policy to the BGP group level.
- C. The policy should be applied as an export policy to the BGP neighbor level.
- D. The policy should be applied as an import policy to the BGP neighbor level.

Correct Answer: D

QUESTION 2

What types of authentication are supported in Junos for OSPF?

- A. Simple password
- B. MD5 checksum
- C. Hitless key chain of MD5 keys/checksums
- D. All of the above

Correct Answer: D

QUESTION 3

Which two statements about Layer 2 firewall filters are correct? (Choose two.)

- A. You can apply only one firewall filter term per filter.
- B. You can apply only one input filter per VLAN.
- C. You can apply multiple firewall filter terms per filter.
- D. You can apply multiple input filters per VLAN.

Correct Answer: BC

QUESTION 4

On EX Series devices, what are two software features that accommodate redundancy? (Choose two.)



- A. OAM
- B. NSR
- C. IGMP
- D. GRES

Correct Answer: BD

QUESTION 5

Which two statements are true about a unified in-service software upgrade (ISSU)? (Choose two.)

- A. The graceful Routing Engine switchover (GRES) and nonstop active routing (NSR) features must be enabled.
- B. It is possible to take PICs offline or bring them online during a unified ISSU.
- C. Unified ISSU is only supported by the dual Routing Engine platforms.
- D. The master Routing Engine and backup Routing Engine can be running different Junos versions before performing a unified ISSU.

Correct Answer: AC

QUESTION 6

Each PC and IP phone in your network is connected to a switch using the same port. All incoming data traffic is untagged and belongs to the v10 VLAN, while traffic coming from the IP phones is tagged with a VLAN value of 20 and should belong to the v20 VLAN on your switch.

In this scenario, which statement is correct?

- A. You must enable the voice VLAN feature on the incoming interfaces and assign the v20 VLAN.
- B. You must enable an IRB interface and assign it to the v10 and v20 VLANs.
- C. You must enable LLDP-MED on the incoming interfaces and assign the v20 VLAN.
- D. You must enable the guest VLAN feature on the incoming interfaces and assign the v20 VLAN.

Correct Answer: A

QUESTION 7

By default, how long will a learned MAC address be retained in the bridge table on an EX Series switch?

- A. 600 seconds
- B. 3600 seconds



- C. 300 seconds
- D. 1800 seconds

Correct Answer: C

QUESTION 8

Click the Exhibit button.

```
[edit protocols bgp]
user@router# show
import add-community;
export next-hop-self;
group ISPs {
    type external;
    import local-pref;
    export adv-aggregate;
    neighbor 172.30.1.1 {
        peer-as 65100;
    }
    neighbor 172.30.2.1 {
        export adv-custom;
        peer-as 65200;
    }
}
group Internal-Peers {
    type internal;
    neighbor 192.168.110.10;
    neighbor 192.168.110.20;
}
```

Which statement is true about the configuration shown in the exhibit?

- A. Only the next-hop-self export policy will be evaluated when routes are sent to neighbor 172.30.1.1.
- B. Both the adv-aggregate and adv-custom export policies will be evaluated when routes are sent to neighbor 172.30.2.1.
- C. Both the adv-aggregate and next-hop-self export policies will be evaluated when routes are sent to neighbor 172.30.1.1.
- D. Only the adv-custom export policy will be evaluated when routes are sent to neighbor 172.30.2.1.

Correct Answer: D



QUESTION 9

Which statement is correct about access ports?

- A. Access ports must have an IRB assigned to accept untagged traffic.
- B. By default, access ports accept only VLAN tagged traffic.
- C. Access ports must have an IRB assigned to accept VLAN tagged traffic.
- D. By default, an access port can have only a single VLAN assigned.

Correct Answer: D

QUESTION 10

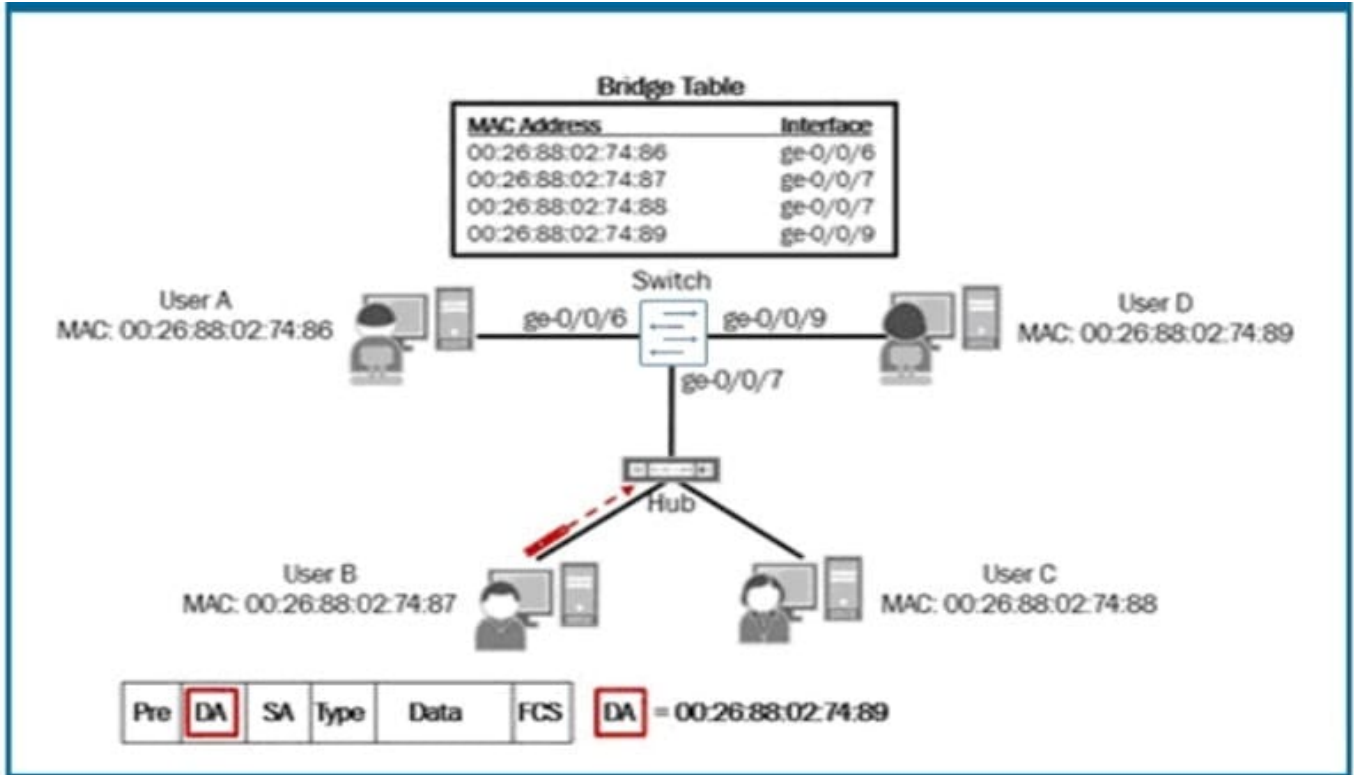
Which two statements are true about GRE tunnels on Junos devices? (Choose two.)

- A. Only one GRE tunnel can be included for each logical unit.
- B. Multiple GRE tunnels can be included for each logical unit.
- C. GRE interfaces can include multiple logical units.
- D. GRE interfaces can include only a single logical unit.

Correct Answer: AC

QUESTION 11

Referring to the exhibit, which devices will receive the packet sent by User B?



- A. User A and User D
- B. User C and User D
- C. User C
- D. User C, User A, and User D

Correct Answer: B

QUESTION 12

Which two statements about DIS elections in IS-IS are correct? (Choose two.)

- A. If a priority tie occurs, the router with the higher subnetwork point of attachment (SNPA) value becomes the DIS.
- B. The router with the higher priority value becomes the DIS.
- C. The router with the lower priority value becomes the DIS.
- D. If a priority tie occurs, the router with the lower subnetwork point of attachment (SNPA) value becomes the DIS.

Correct Answer: AB

QUESTION 13

Which two port security mechanisms rely on an accurate DHCP snooping database to operate correctly? (Choose two.)

- A. IP source guard
- B. persistent MAC learning
- C. MACsec
- D. dynamic ARP inspection

Correct Answer: AD

QUESTION 14

Click the Exhibit button.

```

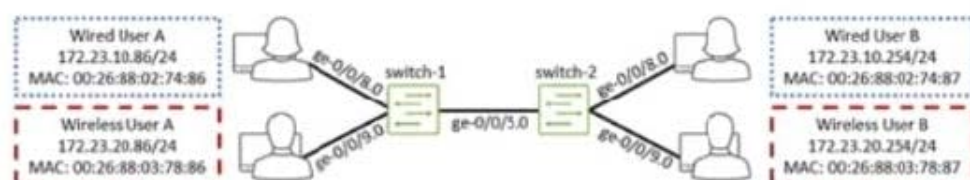
(master:0)[edit]
user@switch-1# show interfaces ge-0/0/5
unit 0 {
  family ethernet-switching {
    vlan {
      members all;
    }
  }
}

(master:0)[edit]
user@switch-1# show vlans
wired {
  vlan-id 10;
}
wireless {
  vlan-id 20;
}

(master:0)[edit]
user@switch-1# commit check
[edit interfaces ge-0/0/5 unit 0 family ethernet-switching vlan]
'members all'
Access ports cannot specify vlan "all"
error: configuration check-out failed

(master:0)[edit]
user@switch-1#

```



You are building a network and make some configuration changes. While trying to validate these changes, you receive the error shown in the exhibit.

How would you solve this problem?

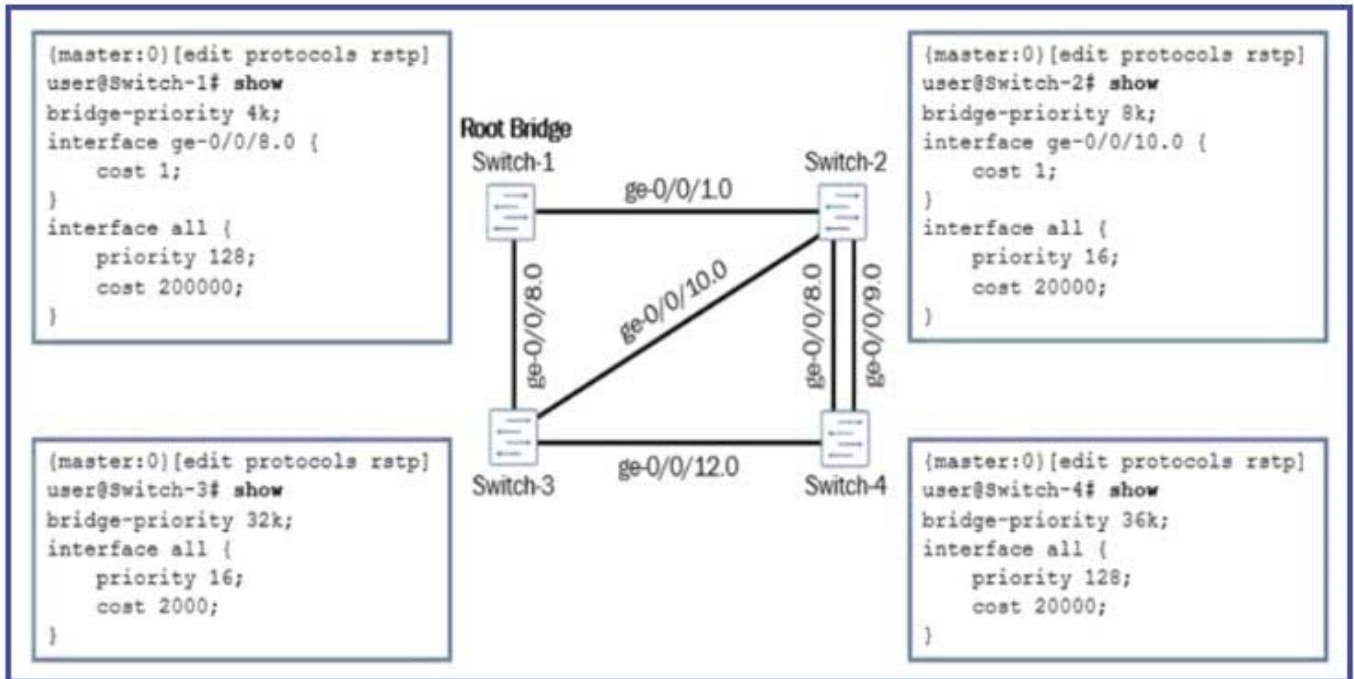
- A. You must create a new VLAN called all using the VLAN ID of 30.
- B. You must configure the ge-0/0/5.0 interface with family inet instead of family ethernet-switching.
- C. You must configure the port mode as trunk on the ge-0/0/5.0 interface.
- D. You must create two sub-interfaces on ge-0/0/5 with the appropriate VLAN member assigned to each.

Correct Answer: C

QUESTION 15



Click the Exhibit button.



Referring to the exhibit, which port on Switch-2 will be selected as the RSTP root port?

- A. ge-0/0/8.0
- B. ge-0/0/9.0
- C. ge-0/0/10.0
- D. ge-0/0/1.0

Correct Answer: C

[JN0-351 PDF Dumps](#)

[JN0-351 VCE Dumps](#)

[JN0-351 Brindumps](#)