



# C\_HRHPC\_1911<sup>Q&As</sup>

C\_HRHPC\_1911 : SAP Certified Application Associate - SAP SuccessFactors for Employee Central Payroll





**Pass SAP C\_HRHPC\_1911 Exam with 100% Guarantee**

Free Download Real Questions & Answers **PDF** and **VCE** file from:

[https://www.passapply.com/c\\_hrhpc\\_1911.html](https://www.passapply.com/c_hrhpc_1911.html)

100% Passing Guarantee  
100% Money Back Assurance

Following Questions and Answers are all new published by SAP Official Exam Center

-  **Instant Download** After Purchase
-  **100% Money Back** Guarantee
-  **365 Days** Free Update
-  **800,000+** Satisfied Customers





### QUESTION 1

Which activities must you perform to integrate Employee Central with Employee Central Payroll? There are 3 correct answers to this question.

- A. Check the earliest retro payroll date.
- B. Set up the payroll area.
- C. Set up standard work schedules.
- D. Set up payroll events.
- E. Set up the API and an API user.

Correct Answer: ACE

---

### QUESTION 2

What is the maximum value that you can configure the max Rows parameter in the query method?

- A. 400
- B. 200
- C. 800
- D. 600

Correct Answer: B

---

### QUESTION 3

What are Kronos labor levels?

- A. Workflow structures
- B. Organizational and accounting structures
- C. Costing structures
- D. Employee structures

Correct Answer: C

---

### QUESTION 4

What is tool used to assign specific permissions in Employee Central Payroll?



- A. Manage Permission Roles
- B. Manage Role-Based Permission Access
- C. View User Permission
- D. Manage Permission Groups

Correct Answer: A

---

#### QUESTION 5

Which portlet contains the annual salary of an employee?

- A. Employment Details
- B. Job Information
- C. Spot Bonus
- D. Compensation Information

Correct Answer: D

---

#### QUESTION 6

To which status does the Reset Process Instance program move processes?

- A. Upcoming processes
- B. Start processes
- C. Open processes
- D. Confirm processes

Correct Answer: A

---

#### QUESTION 7

You need to assign the API permission to the SFAPI user using Permission Assignment API. Which API permission do you assign?

- A. Employee Central HRIS SOAP API
- B. Employee Central HRIS ODATAAPI
- C. Employee Central Foundation ODATAAPI
- D. Employee Central Foundation SOAP API



Correct Answer: A

---

#### QUESTION 8

Which of the following sections of data are entered during the hiring of a new employee?

- A. Job Information
- B. Compensation Information
- C. Personal Information
- D. Person Info
- E. Payment Information

Correct Answer: ABC

---

#### QUESTION 9

When you enable country specific fields in the succession data model, which HRIS element (portlet) is updated?

- A. PersonInfo
- B. ComplInfo
- C. BiographicInfo
- D. JobInfo

Correct Answer: D

---

#### QUESTION 10

What does the RPDELPTINT utility report perform when you run it for a specified batch?

- A. It restores deleted employee time data.
- B. It deletes employee time data.
- C. It deletes data from the staging area of PTEX2000, PTEX2010 and PTEXDIR.
- D. It reprocesses the batch.
- E. It deletes employee payroll results

Correct Answer: ABC

---

#### QUESTION 11



Which of the following determine how far back an employee can retro in payroll? There are 3 correct answers to this question

- A. Employee Hiring Date
- B. Run Payroll up to date in Infotype 3
- C. Earliest Retroactive Account period in the control record
- D. Earliest personal retroactive accounting date in Infotype 3
- E. Accounted to date in Infotype 3

Correct Answer: ACD

---

#### QUESTION 12

Which processes does the payroll process manager perform using the process configuration wizard? There are 2 correct answers to this question.

- A. Create processes
- B. Read processes
- C. Edit process
- D. Reassign processes

Correct Answer: AC

---

#### QUESTION 13

Where do you maintain the earliest selection date for absences?

- A. Accrual Rule variables
- B. Absence Counting Method
- C. Data replication Configuration
- D. Data replication proxy

Correct Answer: C

---

#### QUESTION 14

Which section in permissions would you navigate to provide access to the "My Processes" user interface?

- A. Payroll Control Center Configuration
- B. General User Permission



C. Payroll System Assignment

D. SAP System Configuration

Correct Answer: A

---

#### QUESTION 15

What must you selection Provisioning when you implement Employee Central Payroll?

A. Enable Employee Central Payroll

B. Enable Payroll Integration

C. Enable Cost Distribution

D. Enable Payroll Control Center

Correct Answer: A

[C\\_HRHPC\\_1911 PDF Dumps](#)

[C\\_HRHPC\\_1911 VCE Dumps](#)

[C\\_HRHPC\\_1911 Practice Test](#)