



# 70-347<sup>Q&As</sup>

Enabling Office 365 Services

## Pass Microsoft 70-347 Exam with 100% Guarantee

Free Download Real Questions & Answers **PDF** and **VCE** file from:

<https://www.passapply.com/70-347.html>

100% Passing Guarantee  
100% Money Back Assurance

Following Questions and Answers are all new published by Microsoft  
Official Exam Center

-  **Instant Download** After Purchase
-  **100% Money Back** Guarantee
-  **365 Days** Free Update
-  **800,000+** Satisfied Customers





### QUESTION 1

NOTE: This question is part of a series of questions that present the same scenario. Each question in the series holds a unique solution that might meet the stated goals. Some question sets might have more than one correct solution, while others might not have a correct solution.

After you answer a question in this section, you will NOT be able to return to it. As a result, these questions will not appear in the review screen.

You need to configure external user sharing for One Drive.

Solution: You set the value of the OneDrive External sharing option to New and existing external users.

Does the solution meet the goal?

A. Yes

B. No

Correct Answer: A

References: <https://support.office.com/en-us/article/manage-sharing-in-onedrive-and-sharepoint-ee8b91c5-05ec-44c2-9796-78fa27ec8425>

---

### QUESTION 2

A company uses Exchange Online.

You need to create a shared mailbox and a group that has full access to the shared mailbox.

Which four Windows PowerShell commands should you run in sequence? To answer, move the appropriate commands from the list of commands to the answer area and arrange them in the correct order.

Select and Place:



Actions

Answer Area

\$MBX = New-Mailbox -Name Shared1-MBX  
-Alias Shared1-MBX -DisplayName Shared1-MBX  
-Shared

\$GroupName = \$MBX.Alias + "-Admins"

\$Group = New-DistributionGroup -Name  
\$GroupName -Alias \$GroupName -Type Security


Add-MailboxPermission -Identity  
\$MBX.UserPrincipalName -AccessRights  
FullAccess -User \$Group.Alias

\$Group = New-DistributionGroup -Name  
\$GroupName -Alias \$GroupName -Type  
Distribution

Add-ADPermission -Identity  
\$MBX.UserPrincipalName -AccessRights  
FullAccess -User \$Group.Alias

Add-RecipientPermission -Identity  
\$MBX.UserPrincipalName -AccessRights  
FullAccess -User \$Group.Alias

\$MBX = New-MailUser -Name Shared1-MBX  
-Alias Shared1-MBX -DisplayName Shared1-MBX  
-Shared



Correct Answer:

Actions


Answer Area

\$Group = New-DistributionGroup -Name  
\$GroupName -Alias \$GroupName -Type  
Distribution

Add-ADPermission -Identity  
\$MBX.UserPrincipalName -AccessRights  
FullAccess -User \$Group.Alias

Add-RecipientPermission -Identity  
\$MBX.UserPrincipalName -AccessRights  
FullAccess -User \$Group.Alias

\$MBX = New-MailUser -Name Shared1-MBX  
-Alias Shared1-MBX -DisplayName Shared1-MBX  
-Shared



QUESTION 3

NOTE: This question is part of a series of questions that present the same scenario. Each question in the series holds a unique solution that might meet the stated goals. Some question sets might have more than one correct solution, while



others might not have a correct solution.

After you answer a question in this section, you will NOT be able to return to it. As a result, these questions will not appear in the review screen.

You need to configure external user sharing for One Drive.

Solution: You set the value of the OneDrive default link type option to Internal.

Does the solution meet the goal?

A. Yes

B. No

Correct Answer: B

References: <https://support.office.com/en-us/article/manage-sharing-in-onedrive-and-sharepoint-ee8b91c5-05ec-44c2-9796-78fa27ec8425>

#### QUESTION 4

DRAG DROP

An organization has an Office 365 tenant that uses an Enterprise E3 subscription. You assign licenses to all users.

You need to customize an Office 365 ProPlus image as a standard deployment image.

In which order should you perform the actions? To answer, move all actions from the list of actions to the answer area and arrange them in the correct order.

Select and Place:

Actions	Answer Area
Install the Office Deployment Tool.	
Download the Office package from the Office 365 website.	
Customize the XML configuration file by using the Office Deployment Tool.	
Add new packages to your software distribution infrastructure.	
Deploy new Office packages.	

Navigation arrows: Right arrow between actions, Left arrow between actions, Up arrow in answer area, Down arrow in answer area.

Correct Answer:



Actions	Answer Area
	Install the Office Deployment Tool.
	Download the Office package from the Office 365 website.
	Customize the XML configuration file by using the Office Deployment Tool.
	Add new packages to your software distribution infrastructure.
	Deploy new Office packages.

To customize a Click-to-Run for Office 365 installation, administrators run the Office Deployment Tool and provide a custom Configuration.xml configuration file. The Office Deployment Tool performs the tasks that are specified by using the

optional properties in the configuration file.

Administrators can run the Office Deployment Tool to perform the following tasks:

References:

<https://technet.microsoft.com/en-us/library/jj219422.aspx>

### QUESTION 5

You are the Office 365 administrator for your company.

Many employees work in remote locations with intermittent Internet connectivity. Employees must be able to access and reply to email messages, and access calendars, even when their devices are not connected to the Internet.

You need to ensure that employees can access their Microsoft Exchange content offline.

What should you do?

- A. In the Exchange admin center, configure offline access for public folders.
- B. Configure the Directory Synchronization tool for offline access.
- C. Deploy and configure a BranchCache server.
- D. Configure Exchange ActiveSync devices.

Correct Answer: D

Exchange ActiveSync is a protocol that enables client devices (smart phones, PDA's, tablets, laptops) to synchronize Exchange mailbox data using HTTP over an Internet connection.

All mailbox data including emails, contacts and calendar information is synchronized to the ActiveSync enabled device. A user can compose or reply to emails and configure calendar appointments while the device is not connected to the Internet. When the ActiveSync enabled device connects to the Internet, all changes made to the mailbox data (email replies, calendar events etc.) are synchronized back to the Exchange server.



## QUESTION 6

You are the Office 365 administrator for a company. You license Microsoft Teams for most employees. Other employees only have licenses for Microsoft Skype for Business Online.

Employees that use Teams must be able to contact other employees by using Skype for Business Online.

You need to configure Office 365.

Where should you configure the settings?

- A. Calls and Meetings
- B. Apps
- C. General
- D. Messaging

Correct Answer: C

Interoperability only supports basic chat and calling between Skype for Business and Teams.

Configure general settings for one user

You must have admin permissions to perform these steps.

Sign in to Office 365 with your work or school account.

Choose Admin centers > Skype for Business.

Choose Users.

Choose which users you want to edit.

In the right panel, choose Edit.

On the General options page, select or clear the check box next to the features you want to change, and then choose Save.

Note: To manage the interoperability between Teams and Skype for Business, a new policy called Teams interop policy can be utilized to control where to send chats and route calls, Teams or Skype for Business, and this policy can be

configured for all users in the organization (global policy) or applied at the per user basis, manageable through Skype for Business remote Windows PowerShell session using \*-CsTeamsInteropPolicy cmdlets.

References:

<https://docs.microsoft.com/en-us/microsoftteams/teams-and-skypeforbusiness-interoperability>

<https://docs.microsoft.com/en-us/skypeforbusiness/set-up-skype-for-business-online/configure-skype-for-business-settings-for-individual-users>

---



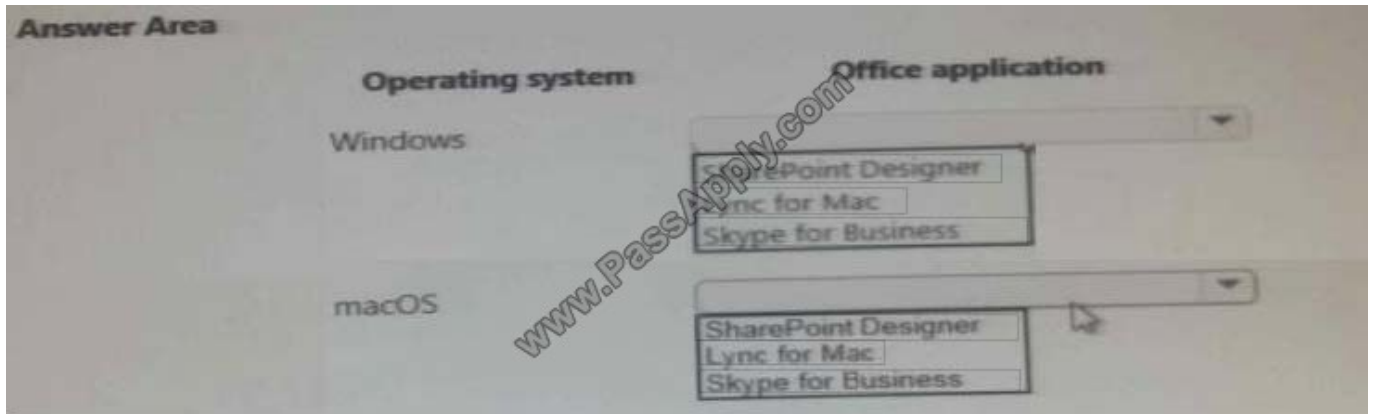
### QUESTION 7

You need to configure the software that is available through Office 365.

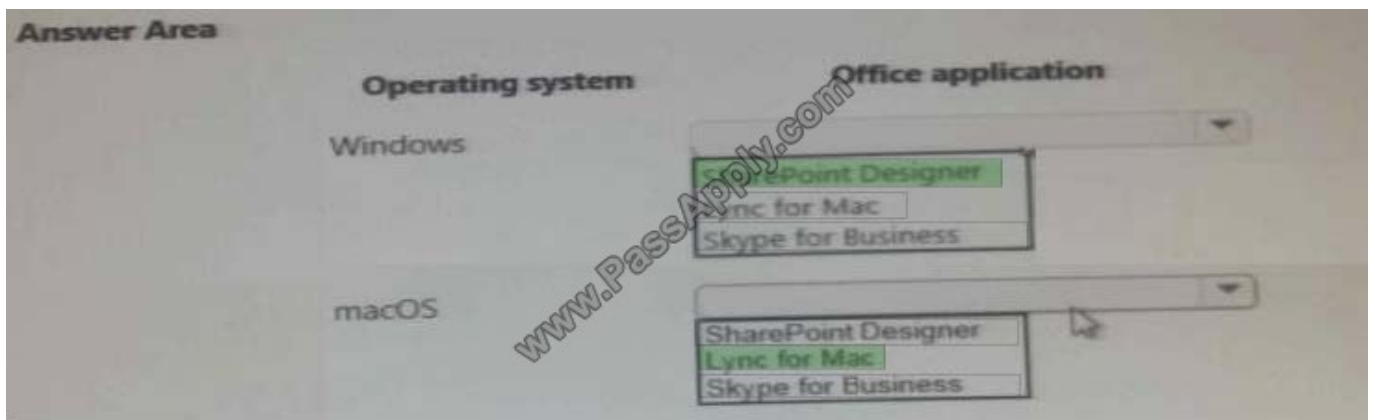
For each operating system, which office application should you disable? To answer, select the appropriate options in the answer area.

NOTE: Each correct selection is worth one point.

Hot Area:



Correct Answer:



### QUESTION 8

Note: This question is part of a series of questions that present the same scenario. Each question in the series contains a unique solution that might meet the stated goals. Some question sets might have more than one correct solution, while

others might not have a correct solution.

After you answer a question in this sections, you will NOT be able to return to it. As a result, these questions will not appear in the review screen.

You need to configure the sales meetings.



Solution: Add the PSTN Conferencing add-on to the sales department users.

Does the solution meet the goal?

A. Yes

B. No

Correct Answer: A

Calling Plans are an add-on telephone service that, when combined with Phone System in Office 365, can become the phone system for your entire organization. A Calling Plan provides the people in your business with a primary phone number, and lets them make and receive phone calls outside of your organization.

References: <https://support.office.com/en-us/article/What-are-Calling-Plans-in-Office-365-3dc773b9-95e0-4448-b2f1-887c54022429>

---

### QUESTION 9

You deploy Office 365. All the members of a team named Sales have full access to a shared mailbox named Sales. You enable auditing for all shared mailboxes. From the Sales mailbox, an email message that contains inappropriate content is sent. You need to identify which user sent the message. What should you do?

A. From the Exchange Control Panel, run an administrator role group report.

B. From Windows PowerShell, run the Get-SharingPolicy cmdlet.

C. From Windows PowerShell, run the Write-AdminAuditLog cmdlet.

D. From Windows PowerShell, run the New-MailboxAuditLogSearch cmdlet.

Correct Answer: D

The cmdlet New-MailboxAuditLogSearch is used to search in auditlogs.

---

### QUESTION 10

Your company uses Office 365 and Microsoft SharePoint Online. You are the SharePoint Online administrator.

You need to set up resource monitoring and quota monitoring for the environment.

What should you do? To answer, drag the appropriate terms to the correct targets. Each term may be used once, more than once, or not at all. You may need to drag the split bar between panes or scroll to view content.

Select and Place:





Answer Area	
Location	
Item to configure	
Alert type	

Correct Answer:

Answer Area	
Location	SharePoint Administration Center
Item to configure	Site collections
Alert type	Quota alerts

To set the server resource quota References: <https://support.office.com/en-gb/article/Manage-SharePoint-Online-server-resource-quotasfor-sandboxed-solutions-90e4eaaa-899a-48d6-b850-f272366bf8cc>

**QUESTION 11**

You administer Office 365 for a company. You implement Microsoft Exchange Online Protection.

You identify the following requirements for the antimalware policy:

Block attachments with certain file extensions.

Allow a message to be delivered while an unknown attachment is scanned.

Prevent users from clicking an unsafe URL that is contained in a message.

You need to configure Exchange Online Protection.

Which settings or policies should you configure? To answer, select the appropriate options in the answer area.

NOTE: Each correct selection is worth one point.



Hot Area:

Block attachments

	▼
Safe list aggregation	
Safe attachments policy	
Transport rule	
Safe links policy	

Allow message delivery while attachment is scanned

	▼
Safe list aggregation	
Safe attachments policy	
Transport rule	
Safe links policy	

Prevent clicking of unsafe URL

	▼
Safe list aggregation	
Safe attachments policy	
Transport rule	
Safe links policy	

Correct Answer:



Block attachments

▼
Safe list aggregation
<b>Safe attachments policy</b>
Transport rule
Safe links policy

Allow message delivery while attachment is scanned

▼
Safe list aggregation
<b>Safe attachments policy</b>
Transport rule
Safe links policy

Prevent clicking of unsafe URL

▼
Safe list aggregation
Safe attachments policy
Transport rule
<b>Safe links policy</b>

Box 1: Safe attachments policy

The ATP Safe Attachments feature checks to see if email attachments are malicious, and then takes action to protect your organization.

Box 2: Safe attachments policy

When you set up ATP Safe Attachments policies in Office 365, you can choose from several options, such as Block, Replace, and Dynamic Delivery.

The dynamic delivery option eliminates email delays by sending the body of an email message through with a placeholder for each email attachment. The placeholder remains until the attachment is scanned by ATP Safe Attachments in

Office 365. Email recipients can read and respond to their email messages right away, knowing that their attachments are being analyzed.

Box 3: Safe Link policy

ATP Safe Links in email

At a high level, here's how ATP Safe Links protection works for URLs in email (hosted in Office 365, not on-premises):

People receive email messages that contain URLs.

All email goes through Exchange Online Protection, where IP and envelope filters, signature-based malware protection,



anti-spam and anti-malware filters are applied.

Email arrives in people's inboxes.

A user signs in to Office 365, and goes to their email inbox.

The user opens an email message, and then clicks on a URL in the email message.

The ATP Safe Links feature immediately checks the URL before opening the website. The URL is identified as blocked, malicious, or safe

References:

<https://support.office.com/en-us/article/office-365-atp-safe-links-dd6a1fef-ec4a-4cf4-a25a-bb591c5811e3?ui=en-US&drs=en-US&dad=US>

<https://support.office.com/en-ie/article/dynamic-delivery-and-previewing-with-office-365-atp-safe-attachments-f16c9928-8e3d-4219-b994-271dc9a16272>

---

## QUESTION 12

### Overview

Fabrikam, Inc. is a medical billing clearinghouse that recently migrated from on-premises services to Office 365. The company has two offices. One office is in Atlanta, and one office is in Chicago. Accounting, IT, and claims department users

are located in the Atlanta office. Enterprise E3 licenses are assigned to all users. The current Site Collection administrator is Admin1.

Sales department users are located in the Chicago office only. The sales department plans to offer quarterly sales reviews with existing and potential customers. Up to 2,000 people are expected to attend each meeting.

All users have access to the following Office 365 services:

Office 365 ProPlus

Microsoft SharePoint Online

Microsoft Exchange Online

Microsoft OneDrive for Business

Microsoft Skype for Business

Document Sharing Policy

Documents shared externally must not contain personally identifiable information (PII).

Sharing for any document that contains PII must be blocked automatically.

Quarterly review meetings must be recorded and made available online for later viewing.

Office Applications



You identify the following requirements for supporting Office applications on all corporate devices:

Users must not be able to download previous versions of Office.

Office updates must be available to users as soon as they are available.

Windows and macOS devices must have access to production-ready 2016 versions of Office applications.

Atlanta Office

You identify the following requirements to support users in the Atlanta office.

Users in the Atlanta office must not have access to any documents shared by the sales department.

External sharing must be disabled.

Users must access SharePoint Online by using the URL <https://fabrikam.sharepoint.com/sites/atlanta>

Sales department

You identify the following requirements to support users in the sales department:

Users in the sales department must be able to share documents externally by using guest links.

External users must not be required to sign in when visiting a guest link.

Access SharePoint Online by using the URL <https://fabrikam.sharepoint.com/sites/chicago>

A legal disclaimer must be added to all outgoing emails.

Team members must be able to invite external users to dial into a conference by using a land-line or mobile phone.

Accounting department

The accounting department must be able to set permissions for their own sites. User accounts named User1 and Admin1 must be notified if the storage for accounting users reaches 80 percent of the 1 terabyte (TB) limit. You are unable to configure storage for the accounting department. The Site Collection ribbon for accounting department site collection is shown below.



Claims department

The claims department frequently receives emails that contain attachments. The approved list of attachment types includes:

PDF



JPEG

PNG Other attachment types must be removed from email messages. If an attachment is removed, the original sender must be notified that their attachment was removed-IT departmentThe IT department must be able to create eDiscovery cases. You must use eDiscovery to search email and conversations in the tenant. eDiscovery case

The IT department must manage an eDiscovery case for the claims department. You must add the following user accounts as members of the case:

ITUser1

ITUser2

ITUser3

The case must have a hold placed on the Claims1 mailbox.

A.

The testlet overview is only for Questions of this Exam part. Please read it before practice.

Correct Answer: A

[70-347 VCE Dumps](#)

[70-347 Study Guide](#)

[70-347 Exam Questions](#)



To Read the [Whole Q&As](#), please purchase the [Complete Version](#) from [Our website](#).

## Try our product !

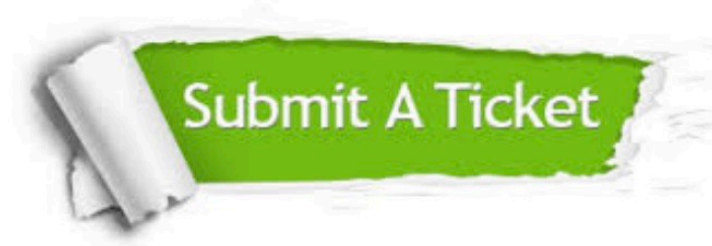
100% Guaranteed Success  
100% Money Back Guarantee  
365 Days Free Update  
Instant Download After Purchase  
24x7 Customer Support  
Average 99.9% Success Rate  
More than 800,000 Satisfied Customers Worldwide  
Multi-Platform capabilities - [Windows](#), [Mac](#), [Android](#), [iPhone](#), [iPod](#), [iPad](#), [Kindle](#)

We provide exam PDF and VCE of Cisco, Microsoft, IBM, CompTIA, Oracle and other IT Certifications. You can view Vendor list of All Certification Exams offered:

<https://www.passapply.com/allproducts>

## Need Help

Please provide as much detail as possible so we can best assist you.  
To update a previously submitted ticket:



 <p><b>One Year Free Update</b> Free update is available within One Year after your purchase. After One Year, you will get 50% discounts for updating. And we are proud to boast a 24/7 efficient Customer Support system via Email.</p>	 <p><b>Money Back Guarantee</b> To ensure that you are spending on quality products, we provide 100% money back guarantee for 30 days from the date of purchase.</p>	 <p><b>Security &amp; Privacy</b> We respect customer privacy. We use McAfee's security service to provide you with utmost security for your personal information &amp; peace of mind.</p>
---	---	--

Any charges made through this site will appear as Global Simulators Limited.  
All trademarks are the property of their respective owners.  
Copyright © passapply, All Rights Reserved.