

Exam : **190-801**

Title : IBM Lotus Notes Domino 8
Application Development
Update

Version : DEMO

1. Kyle is designing a Composite Application that can send a user name from a form to a view, by clicking a button on the form. He knows he wants to define a Wiring property called ReceiveUserName that will be used when the view is receiving a user name string that is published by the form. When he opens the Property Broker Editor to define "ReceiveUserName", what does he define it as?

- A. Type
- B. Action
- C. Event
- D. Property

Answer: B

2. Kristen has been asked to develop a Composite Application to "wire" the Customer, Orders, and Inventory applications together. She understands that this will result in communication among the different pieces of the new application. How does this communication work?

- A. Components use the Composite Application Broker to communicate with each other. The Composite Application Editor is used to define Actions and their parameters, and to configure Property Broker options
- B. Components use the Composite Application Broker to communicate with each other. The Composite Application Editor is launched from Domino Designer to define Broker Properties and configure Actions and their parameters.
- C. Components use the Property Broker to communicate with each other. The Property Broker Editor is launched directly from Domino Designer (or can be launched via the CAE) to define Properties and configure Actions and their parameters.
- D. Components use the Property Broker to communicate with each other. Domino Designer must first be used to define the Wiring Properties. Composite Application Broker options can then be configured using the Composite Application Editor or from within Domino Designer.

Answer: C

3. Myrtle is modifying the design of a View in a Notes database, so it can update a published Property that the other components in a Composite Application can respond to. Where does she write code that updates a Property?

- A. In a view action
- B. In the OnSelect event of the view
- C. In the QueryModeChange event of the view
- D. In the Initialize subroutine of the Global section of the view

Answer: B

4. Beatrice created a new Composite Application database in the Notes 8 client, but when she opens it up she sees a grey page that says "This Application page does not contain any content." What does she have to do next?

- A. Click the menu option "View Design" to open the database in Domino Designer to edit the Composite Application definition.
- B. Click the menu option "Actions Edit Application" to open the database in the Composite Application Editor to edit the Composite Application definition.
- C. Doubleclick the grey page to open the database in the Composite Application Editor to edit the Composite Application definition.
- D. Rightclick the grey page to open the database in Domino Designer to edit the Composite Application definition.

Answer: B

5. When Bert is designing his Composite Application, he wants to have a Notes view that publishes a UserName property to another view and also to a Notes form that is open in edit mode. How does he do this?

- A. He simply uses the Composite Application Editor to wire all three components together.
- B. He creates one Composite Application that wires the two views together, and then a second Composite Application that incorporates the first one, with the first view wired to the form.
- C. Because each component can only publish a single property, he has to wire the first view to publish the user name to the second view, and then wire the second view to publish the user name to the form.
- D. Because he can publish a property only to a single component, he has to make his first view publish two properties (e.g. UserName1 and UserName2) that both have the same data, so that one of the properties is wired to the second view and the other is wired to the form.

Answer: A

6. Scott has just created a new NSF-based Composite Application. He has added two components to his application and is about to close the Composite Application Editor (CAE). What does he need to do if he now wants to see how his Composite Application appears in the user interface?

- A. Scott will not be able to open the Composite Application within the user interface yet. The database launch properties must first be set to "Launch as Composite Application".
- B. Nothing. The CAE is opened from within the Composite Application. When Scott exits the CAE, he is automatically presented again with the Composite Application, open in the user interface.
- C. Scott will not be able to open the Composite Application within the user interface yet. He will first need to open the Composite Application using Domino Designer and set the Wiring Properties.

D. When Scott exits the CAE, he is back at the Notes Workspace, just as when exiting other NSFbased applications. Doubleclick on the Composite Application's icon on theWorkspace to open it in the userinterf ace.

Answer:B

7. Barry has just closed theProperty Broker Editor after specifying input and output Action parameters for his Composite Application Editor (CAE). He notices a curved arrow icon in Domino Designer next to then ame of theWiring Property. What should Barry do to ensurethat his changes are saved within his Domino application?

A. Click the "Refresh"button, and then click the "Open" button in the window that displays.

B. Nothing. The Property Broker automatically saves changes inside the Domino application.

C. Click the "MergeWSDLs" button and click "OK" in the confirmation prompt that thendisplays.

D. Open theWiring Property properties and ensure that the "Store in NSF" option is selected. Thechange s will be saved within the Domino application when Domino Designer is closed.

Answer:A

8. Samirwants to designanddeploy aCompositeApplicationthat consists ofcomponents fromtwoLotus Not es databases that both reside on the same Domino Server. He would like to include the CompositeApplic ation definition inside one of the Lotus Notes databases, to make it easier to deploy and replicate. Can h edo this?

A. No, a Composite Application definitionmust be hosted on aWebSphere Portal server.

B. No, a Composite Application definitionmust reside in a Lotus Notes database that is based on the"Blak Composite Application" template.

C. Yes, he simply needs to click the "NewComposite Application"button in the Composite Applications Application section of the Database design and begin writing the definition.

D. Yes, but first he needs to define the Composite Application in the Composite Application Editor andsave the resulting XML file. Thenhe can createa new definition in the Composite Applications Application s ection of the Database design and import the XML.

Answer:D

9. Nina has been asked toadd several views to theSales.nsf database, manyof which are to includemulti plesortedcolumns andmultipleusersortable columns. Howcanshe helpminimize theimpact totheserverfro m these new views?

A. Select the "Defer index creationuntil first use" Advanced Option from the Advanced tab of thedatabase properties.

B. Open each view that includes sorted or usersortable columns. Select the "Defer index creation until first use" Index option from the Advanced tab of the view properties.

C. Open each view that includes sorted columns. From the Sorting tab of the column properties of each sorted column, select the "Defer index creation until first use" option.

D. Open each view that includes a usersortable column. From the Sorting tab of the column properties of each usersortable column, select the "Defer index creation until first use" option.

Answer:D

10. The new Rich Text Lite "Thumbnail" input type allows you to specify the height and width of the thumbnail image, along with what other attribute?

A. File type

B. Color depth

C. Image resolution

D. Attachment name

Answer:D

11. Clarisa's agent needs to run every time the APP012 server is rebooted. There is no harm to data if the agent runs repeatedly, but Clarisa would like to minimize the impact to server performance. How should Clarisa trigger the agent to run?

A. Set the Runtime Trigger option to "On event", and select "When server starts".

B. Set the Runtime Trigger option to "On event", and select "On agent manager start".

C. Set the Runtime Trigger option to "On schedule". Select "Run once", and select the schedule option "On serverboot".

D. Set the Runtime Trigger option to "On schedule". Select "More than once a day". Clarisa should determine how soon after a serverboot the agent must be run. The schedule frequency should be set to that amount of time.

Answer:A

12. Timmy is designing a View and he wants to use the new "Split Action Button" option for one of his Actions. He creates an Action with subactions and checks the "Display as split button" box, but the Action doesn't work as a Split button when he looks at the view in his Notes client. Why is this?

A. Split Action buttons work only for Shared Actions.

B. Split Action buttons work only for Forms.

C. Split Action buttons work only for Composite Applications.

D. The "Enable Advanced Action Bar" setting in the View properties has not been checked.

Answer:C

13. Bonnie has a Custom view in her application that has the following columns (in order): Customer Name, Customer Address, Customer Phone, Customer Comments, Last Contacted. She would like to maximize the amount of column space for the Customer Comments field. How would Bonnie accomplish this in Designer?

A. Select the "MaximumWidth" property for the Customer Comment column.

B. Set the Height indicator to 9 lines for the Customer Comments column.

C. Select the extend to use available window width property for the Customer Comment column.

D. Add the column name to the extend to use available window width property in the Custom view.

Answer:C

14. Thomas has utilized the rightclick menu option feature in his application to show his custom actions. He would like to present users with just the custom actions when they rightclick with their mouse. How can he accomplish this?

A. Remove the default menu items from the Action Bar of the view.

B. Deselect include action in ActionBar in the Action button properties of the view.

C. Deselect show default items in right mouse menu in the Action Bar properties of the view.

D. Select remove default items in right mouse menu in the Action button properties of the view.

Answer:C

15. Maxie is using the new "Defer index creation until first use" option in her views that have sortable columns, in order to delay creation of these extra indices until they are needed. She notices that the extra column indices are still being built immediately instead of being deferred. Why is this?

A. This option works only for categorized columns.

B. This option is related to the database's fulltext index, not the view index.

C. This option is valid only when the view is used in a composite application.

D. The server administrator needs to set the ENABLE_ON_DEMAND_COLLATIONS=1 setting in the server's Notes.ini file.

Answer:D

16. Linda has selected the database property Support Response Thread History for her Call Log application. When she looks at the document fields in the Document Properties dialog box, she notices a

new field has been added to each new document. What field does Linda see?

A. \$TUA

B. \$REF C.

\$SRTH

D. \$REF2

Answer:A

17. The default view in the Notes 8 Contacts database allows you to display the information in the view either on a single line (as with a traditional Notes view) or in a "business card" style format with each entry displayed in an individual box and the boxes arranged in columns, scrolling vertically. To create a view that allows this sort of "business card" format, what type of Layout Viewer do you need to specify in the View Properties?

A. Tiled B.

Boxed C.

Vertical

D. Composite

Answer:A

18. The new "Composite Settings" option in a View column Properties box allows you to specify what?

A. An Action to perform when a row in the view is selected

B. A Property to publish when a row in the view is selected

C. Whether or not to display the column when the view is used in a Composite Application

D. An alternate font type, size, and color to use for that column when the view is used in a Composite Application

Answer:B

19. Victor has a Movie Rental Notes application with a Movie Inventory view. The database is not fulltext indexed, and users are complaining about the long search times when they attempt to search the database. How can Victor prevent searching in this database if no fulltext index has been created?

A. Select the don't allow simple search option in the Database properties.

- B. Deselect the allow simple search option in the Movie Inventory view properties.
- C. Deselect the allow simple search option in the Movie Inventory document properties.
- D. Select the confirm full text index before search option in the Database properties.

Answer: A

20. Luigi has created a view for his mail file that shows the size of the document. In that column, he would like to display the size as either kilobytes or megabytes. How can Luigi accomplish this?

- A. Set the number format for the column to Size(K/M/G) B.

Set the number format for the column to Bytes(K/M/G)

- C. Set the Preferences For Display format for the column to Size(K/M/G)

- D. Set the Additional Display Formatting for the column to Bytes(K/M/G)

Answer: B

This document was created with Win2PDF available at <http://www.win2pdf.com>.
The unregistered version of Win2PDF is for evaluation or non-commercial use only.
This page will not be added after purchasing Win2PDF.

Trying our product !




- ★ **100%** Guaranteed Success
- ★ **100%** Money Back Guarantee
- ★ **365 Days** Free Update
- ★ **Instant Download** After Purchase
- ★ **24x7** Customer Support
- ★ Average **99.9%** Success Rate
- ★ More than **69,000** Satisfied Customers Worldwide
- ★ Multi-Platform capabilities - **Windows, Mac, Android, iPhone, iPod, iPad, Kindle**

Need Help

Please provide as much detail as possible so we can best assist you.

To update a previously submitted ticket:



 <p>One Year Free Update Free update is available within One Year after your purchase. After One Year, you will get 50% discounts for updating. And we are proud to boast a 24/7 efficient Customer Support system via Email.</p>	 <p>Money Back Guarantee To ensure that you are spending on quality products, we provide 100% money back guarantee for 30 days from the date of purchase.</p>	 <p>Security & Privacy We respect customer privacy. We use McAfee's security service to provide you with utmost security for your personal information & peace of mind.</p>
---	---	--

Guarantee & Policy | Privacy & Policy | Terms & Conditions

Any charges made through this site will appear as Global Simulators Limited.

All trademarks are the property of their respective owners.

Copyright © 2004-2014, All Rights Reserved.