

Exam : **000-173**

Title : IBM BPM Blueprint; IBM
WebSphere Lombardi
Edition V7.1, Application
Development

Version : Demo

1. A Process Owner requires that a particular process begins with three independent system tasks. The WebSphere Lombardi Edition business process diagram and other assets should be designed for easy readability by non-technical team members. There is also a technical goal to consume as few system resources, such as CPU time, as possible. What is the most effective solution to meet all three requirements?

- A. Start the BPD with a split into three system lanes for the three system tasks.
- B. Start the BPD with a nested BPD step containing the three system tasks.
- C. Start the BPD with a simple loop step to run the three system tasks sequentially.
- D. Start the BPD with a Service step containing nested Service steps for the three system tasks.

Answer: D

2. A claim review process is required to wait for external processing of a claim to complete before the review process continues. However, the external processing of the claim may occur before or after the claim review process is initiated. Which Intermediate Message Event options must be enabled to meet the requirement?

- A. Consume Anytime
- B. Close Attached Activity
- C. Durable Subscription
- D. Receivable Anytime

Answer: C

3. A simple business process allows a school teacher to submit a proposal for a children field trip. Every proposal needs to be signed off by 3 out of 5 other teachers in order for the trip to be funded. All the teachers perform their own research and then sign off on the proposal. How is this implemented in WebSphere Lombardi Edition?

- A. Use a Multi Instance Loop. Run in parallel with a Conditional Wait (complex) Flow Condition.
- B. Use a Multi Instance Loop. Run in parallel with a Wait for All to finish (all) Flow Condition.
- C. Use a Simple Loop. Set Loop maximum to a variable and create a JavaScript loop condition.
- D. Use a Simple Loop. Set Loop maximum to 5 and create a JavaScript loop condition.

Answer: A

4. Process instances can be started by firing a UCA associated with a Start Message Event and by using the WLE Web API. From within a running process, an Activity can create a new and separate process instance by using the JavaScript function startBPDWithName. What is a disadvantage of using the startBPDWithName JavaScript function to start a BPD process instance?

- A. The "Where Used" feature of the Authoring Environment won't find the JavaScript reference.
- B. It would be difficult to find out if the second BPD process instance started successfully at runtime.
- C. If there is an error before the first Activity is created it will not throw an exception back to the caller.
- D. It would be difficult to know the instance ID of the second BPD process instance at runtime.

5. An external system is configured to integrate to WLE by sending the Event Manager an XML message via JMS. During testing, the integration is observed to fail. What would cause a failure?

- A. The event message XML does not include the Process App acronym.
- B. The event message XML does not include the UCA name.
- C. The event message XML does not include the Snapshot name.
- D. The event message XML does not include the JMS queue name.

Answer: A

6. A home loan business process requires an applicant's credit check be performed. The BPD has a large ApplicantData object that contains all the applicant information. Some of this data needs to be verified by external systems. The process interacts with one external system to verify an applicant employment information and another system to determine their existing debts. These Activities are performed in parallel and flow to a Join. applicant employment information and another system to determine their existing debts. These Activities are performed in parallel and flow to a Join. The output of both Activities is the entire ApplicantData object. What will happen with the ApplicantData object once those Activities complete?

- A. The data from both objects will cause an error in WebSphere Lombardi Edition and no data will flow to the next Activity.
- B. The data from both objects will be merged by WebSphere Lombardi Edition and the merged object will flow to the next Activity.
- C. The data that gets to WebSphere Lombardi Edition first from one of the external systems will flow to the next Activity.
- D. The data that gets to WebSphere Lombardi Edition last from one of the external systems will overwrite whatever is there and flow to the next Activity.

Answer: D

7. The Remediate Product Delivery Failure Process requires notification from a transportation company that the delivery failed in order to start the process. What is the most effective way to implement this in WebSphere Lombardi Edition?

- A. UCA Listener receives the notification and fires an IME before the first Activity to send the first token to the Activity.
- B. Make the first Activity a system-based Activity that is integrated with the transportation system to receive messages and start the process.
- C. Use a Start Message Event to receive the notification from a listener and begin a process instance.
- D. Add an attached IME to the first Activity that listens for the notification and activates the Activity in the participant inbox.

Answer: C

8. Refer to the Exhibits.

Case Study A:

A bank has a home loan process containing three milestones: Loan Submission, Loan Processing, and Loan Approval. The Loan Submission phase contains two activities: Submit Loan Application and Review for Compliance. In the Review for Compliance activity, the bank decides if the documentation provided by the applicant and agent is sufficient to move to the next phase or delay the process until all documentation is in compliance. The bank compliance group is made up of assigned bank employees.

In the Loan Processing phase there are two parallel activities conducted by the bank underwriter and an appraiser: Approve Credit and Appraise Value. During the activity Approve Credit, a credit check is done and credit approval is based on the amount to be borrowed and the borrower's credit score. During the activity Appraise Value, an appraiser looks at the value of the property based on its location and amount to be borrowed.

Once both tasks are completed, the information is sent on to a Home Loan Approval committee working in parallel to complete the Approve Loan task. Approval requires two approval signatures out of three reviewers, whereas one rejection signature from any reviewer stops the activity and sends the rejection notice to the bank underwriter who contacts the home loan applicant. If approved, the loan is sent to a Loan Officer to process and prepare the loan papers for the escrow company.

The screenshot shows a configuration window for a Behavior element. The 'Loop Type' is set to 'Multi Instance Loop'. Under 'Multi Instance Looping', the 'Start Quantity' is 'tw.local.allApprovers.listLength', and the 'Ordering' is 'Run in Parallel'. The 'Complex Flow Condition' is defined with the following code:

```
1 var loopComplete = false;
2 var numApproved = 0;
3
4 for {var i=0; i < tw.local.allApprovers.listLength; i++ }
5 {
6   if(tw.local.allApprovers[i].status == "rejected")
7   {
8     loopComplete = true;
9     break;
10  }
11  else
12  {
13    if(tw.local.allApprovers[i].status == "approved")
14    {
15      numApproved++;
16      if(numApproved == 2)
17      {
18        loopComplete = true;
19        break;
20      }
21    }
22  }
23 }
24
25 loopComplete;
```

At the bottom, there is a checkbox for 'Cancel Remaining Instances' which is checked.

Given the exhibits, the developer has the Approve Loan Multi Instance Loop behavior configuration completed. Does this implementation meet the requirements?

- A. No, because the multiple conditions will conflict with each other and never allow the complex flow condition to be met.
- B. Yes, because the tasks are done in parallel while the condition of 2 approvers or any rejection of the loan will meet the complex flow condition.
- C. Yes, because the tasks are done in parallel while the condition of 2 approvers or any rejection of the

loan will meet the complex flow condition.

D. Yes, because the tasks are done in parallel while the condition of 2 approvers or any rejection of the loan will meet the complex flow condition.

E. No, because a Simple Loop Type would have yielded a much more refined solution than this complex Multi Instance Loop.

F. Yes, because the Start Quantity integer needs to change to have finite control of the loop.

Answer: B,C,D

9. A developer wants to design a process so that it can be cancelled at any time. For implementation the developer considers using either multiple attached Intermediate Message Events, a task that could cause the process to flow to a Terminate End Event, or a nested BPD with a single attached Intermediate Message Event. What is a valid reason to use a nested BPD with a single attached Intermediate Message Event over the other options?

A. A Terminate End Event will not work if the main process contains nested BPDs.

B. There is a limit to how many Activities can have attached Intermediate Message Events.

C. A nested process with a single attached Intermediate Message Event is the only one of the three strategies that is capable of fully meeting the requirement.

D. A nested process with a single attached Intermediate message Event is the simplest of the three strategies to implement and maintain.

Answer: D

10. A home loan approval business process might remain open for days and weeks until the actual loan rate is locked in. While the loan officer is working on the application, if the APR is updated, some of the current calculations will become invalid and they would have to apply the new rate and recalculate the figures they originally had. This could continue to happen until the rate is locked in and the loan is secured. Which functional approach is the most effective in maintaining the integrity of the loan approval process application under these circumstances?

A. Use an Intermediate Message Event to cancel the process that does not have a locked-in rate.

B. Use a Start Message Event to begin the process only if a locked-in rate is secured.

C. Use an Intermediate Timer Event to escalate all rates that are invalid to a manager for an override decision.

D. Use an Intermediate Message Event to update process variables to be the new rates.

Answer: D

Trying our product !




- ★ **100%** Guaranteed Success
- ★ **100%** Money Back Guarantee
- ★ **365 Days** Free Update
- ★ **Instant Download** After Purchase
- ★ **24x7** Customer Support
- ★ Average **99.9%** Success Rate
- ★ More than **69,000** Satisfied Customers Worldwide
- ★ Multi-Platform capabilities - **Windows, Mac, Android, iPhone, iPod, iPad, Kindle**

Need Help

Please provide as much detail as possible so we can best assist you.

To update a previously submitted ticket:



 One Year Free Update <p>Free update is available within One Year after your purchase. After One Year, you will get 50% discounts for updating. And we are proud to boast a 24/7 efficient Customer Support system via Email.</p>	 Money Back Guarantee <p>To ensure that you are spending on quality products, we provide 100% money back guarantee for 30 days from the date of purchase.</p>	 Security & Privacy <p>We respect customer privacy. We use McAfee's security service to provide you with utmost security for your personal information & peace of mind.</p>
---	---	--

Guarantee & Policy | Privacy & Policy | Terms & Conditions

Any charges made through this site will appear as Global Simulators Limited.

All trademarks are the property of their respective owners.

Copyright © 2004-2014, All Rights Reserved.