



MAGENTO2-CERTIFIED-ASSOCIATE-DEVELOPER^{Q&As}

Magento 2 Certified Associate Developer

Pass Magento MAGENTO2-CERTIFIED-ASSOCIATE-DEVELOPER Exam with 100% Guarantee

Free Download Real Questions & Answers **PDF** and **VCE** file from:

<https://www.passapply.com/magento-2-certified-associate-developer.html>

100% Passing Guarantee
100% Money Back Assurance

Following Questions and Answers are all new published by Magento
Official Exam Center







VCE & PDF

PassApply.com

<https://www.passapply.com/magento-2-certified-associate-developer.html>

2024 Latest passapply MAGENTO2-CERTIFIED-ASSOCIATE-DEVELOPER

PDF and VCE dumps Download

-  **Instant Download** After Purchase
-  **100% Money Back** Guarantee
-  **365 Days** Free Update
-  **800,000+** Satisfied Customers





QUESTION 1

In layout files you can change all element's order on a page. This can be done using one of the following:

instruction

before and after element attributes?

How are two methods different?

- A. They are the same, both provide access to the same functionality
- B. Elements are renamed by default when using the move instruction
- C. The move instruction allows altering an element's parent node
- D. Before and after attributes can only be used with `referenceContainer` and `referenceBlock`

Correct Answer: D

Reference: <https://devdocs.magento.com/guides/v2.3/frontend-dev-guide/layouts/xml-instructions.html>

QUESTION 2

You have created a custom module which must perform an action immediately after an order is placed, but only on the store front of the merchant site. You have selected the `checkout_submit_all_after` as the target event which the module will observe.

In which file will the event observer be declared?

- A. `etc/frontend.xml`
- B. `etc/events.xml`
- C. `etc/config.xml`
- D. `etc/frontend/events.xml`

Correct Answer: D

Reference: <https://magento.stackexchange.com/questions/128548/trigger-event-after-an-order-has-beencreated-saved/128565>

QUESTION 3

How do you obtain customer information in a JavaScript module?

- A. Magento does not expose customer information in JavaScript for security reasons
- B. By sending an AJAX request to the url: `/customer/account/info/?json=1`



C. By using `customerData.get('customer')` call, where `customerData` is an instance of `Magento_Customer/js/customer-data`

D. Customer information is available in `localStorage` and be retrieved by calling `window.localStorage.getItem('customer')`

Correct Answer: C

Reference: <https://belvg.com/blog/customer-data-management-in-magento-2.html>

QUESTION 4

A merchant gives you the module `MyCompany_MyModule` to install.

How do you identify which REST endpoints are supported by the module?

A. REST endpoints are declared in `etc/webapi_rest/di.xml`

B. Every public method of every interface in the `Api` folder automatically is exposed as a REST endpoint

C. REST endpoints are declared in `etc/rest.xml`

D. REST endpoints are declared in `etc/webapi.xml`

Correct Answer: D

QUESTION 5

The module `MyCompany_MyModule` will add a new page to the admin interface at the URL path `admin/mycompany/entity_grid`.

How do you name the file containing the action controller class so the admin router matches the path to the class?

A. `Controller/Adminhtml/Entity/Grid/Index.php`

B. `Controller/Adminhtml/Mycompany/Entity/Grid.php`

C. `Controller/Adminhtml/Entity/Grid.php`

D. `Controller/Adminhtml/Mycompany/Entity_Grid.php`

Correct Answer: D

Reference: <https://www.mageplaza.com/magento-2-module-development/magento-2-routing.html>

[MAGENTO2-CERTIFIED-ASSOCIATE-DEVELOPER Study Guide](#)

[MAGENTO2-CERTIFIED-ASSOCIATE-DEVELOPER Exam Questions](#)

[MAGENTO2-CERTIFIED-ASSOCIATE-DEVELOPER Braindumps](#)