



VCE & PDF

PassApply.com

<https://www.passapply.com/looker-business-analyst.html>

2024 Latest passapply LOOKER-BUSINESS-ANALYST PDF and VCE dumps
Download

LOOKER-BUSINESS-ANALYST^{Q&As}

Looker Business Analyst





Pass Google LOOKER-BUSINESS-ANALYST Exam with 100% Guarantee

Free Download Real Questions & Answers **PDF** and **VCE** file from:

<https://www.passapply.com/looker-business-analyst.html>

100% Passing Guarantee
100% Money Back Assurance

Following Questions and Answers are all new published by Google
Official Exam Center

-  **Instant Download** After Purchase
-  **100% Money Back** Guarantee
-  **365 Days** Free Update
-  **800,000+** Satisfied Customers





QUESTION 1

An analyst needs to analyze the ecommerce quarter-over-quarter order growth. Two fields are given: Order Created Quarter and Order Count.

Which table calculation function should the analyst use to calculate the quarter-over-quarter order growth?

- A. pivot_offset()
- B. lookup()
- C. offset_list()
- D. offset()

Correct Answer: D

QUESTION 2

An executive needs to receive a dashboard every morning with data for the previous day only. The dashboard currently has a date filter defined. The executive must receive only the data requested, and the dashboard data needs to remain unchanged for all other users.

What should the analyst do to meet this requirement?

- A. Filter the dashboard for the advanced value "yesterday", and create a new schedule.
- B. Edit the dashboard data filters default value to be the previous day's date, and create a new schedule.
- C. Create a new schedule and modify the filter's default value to the previous day's date.
- D. Create a new schedule and modify the schedule filter to be the advanced value "yesterday".

Correct Answer: B

QUESTION 3

An analyst needs to filter the sum of the sales between 12 complete months ago to the last 9 complete months ago.

How can the analyst create this filter condition?

- A. Custom filter "is in the past" 12 months AND "is before" "relative" 9 months ago
- B. Sales Closing Date "matches advanced" "12 months ago for 3 months"
- C. Sales Closing Date "is in the past" 12 months OR "is before" "relative" 9 months ago
- D. Sales Closing Date "matches advanced" "between 12 months ago and 9 months ago"

Correct Answer: A

**QUESTION 4**

Two weeks into the third quarter, an analyst needs to determine the total order count per month for only the first two quarters.

How should the analyst filter the query?

- A. Created Month "is in the first 2 quarters"
- B. Created Month "is in the past 2 complete quarters"
- C. Created Month "is in the past 2 quarters"
- D. Created Month "is in the last 6 months"

Correct Answer: C

QUESTION 5

An analyst is trying to create a pie chart showing the breakdown of the top sales by brand in an Explore. The analyst selects the Brand Name dimension and a measure for the Count of Items Sold. The analyst then selects the pie chart visualization, but sees the error "Too Many Rows: Pie charts can display a maximum of 50 rows of data."

How can the analyst resolve this error and create a pie chart that will always show the top brands by items sold?

- A. Sort the data by Count of Items Sold descending and apply a row limit of 50.
- B. Sort the data by Brand Name alphabetically and apply a row limit of 50.
- C. Apply a filter on the Count of Items Sold measure that requires the count to be greater than zero.
- D. Apply a filter on the Count of Items Sold measure that requires the count to be not NULL, sort the data by Count of Items Sold ascending, and apply a row limit of 50.

Correct Answer: C

[Latest LOOKER-BUSINESS-ANALYST Dumps](#)

[LOOKER-BUSINESS-ANALYST Practice Test](#)

[LOOKER-BUSINESS-ANALYST Exam Questions](#)