



VCE & PDF

PassApply.com

<https://www.passapply.com/google-workspace-administrator.html>  
2024 Latest passapply GOOGLE-WORKSPACE-ADMINISTRATOR PDF and  
VCE dumps Download

---

# GOOGLE-WORKSPACE- ADMINISTRATOR<sup>Q&As</sup>

Google Cloud Certified - Professional Google Workspace Administrator

**Pass Google GOOGLE-WORKSPACE-  
ADMINISTRATOR Exam with 100% Guarantee**

Free Download Real Questions & Answers **PDF** and **VCE** file from:

<https://www.passapply.com/google-workspace-administrator.html>

100% Passing Guarantee  
100% Money Back Assurance

Following Questions and Answers are all new published by Google  
Official Exam Center







VCE & PDF

PassApply.com

<https://www.passapply.com/google-workspace-administrator.html>  
2024 Latest passapply GOOGLE-WORKSPACE-ADMINISTRATOR PDF and  
VCE dumps Download

---

-  **Instant Download** After Purchase
-  **100% Money Back** Guarantee
-  **365 Days** Free Update
-  **800,000+** Satisfied Customers





### QUESTION 1

Your company recently decided to use a cloud-based ticketing system for your customer care needs. You are tasked with rerouting email coming into your customer care address, `customer@your-company.com` to the cloud platform's email address, `your-company@cloudprovider.com`. As a security measure, you have mail forwarding disabled at the domain level.

What should you do?

- A. Create a mail contact in the Google Workspace directory that has an email address of `your-company@cloudprovider.com`
- B. Create a rule to forward mail in the `customer@your-company.com` mailbox to `your-company@cloudprovider.com`
- C. Create a recipient map in the Google Workspace Admin console that maps `customer@your-company.com` to `your-company@cloudprovider.com`
- D. Create a content compliance rule in the Google Workspace Admin console to change route to `your-company@cloudprovider.com`

Correct Answer: C

Explanation: Disable automatic forwarding <https://support.google.com/a/answer/2491924?hl=en> Redirect incoming messages to another email address <https://support.google.com/a/answer/4524505?hl=en> (Optional) To send the message to the original recipient as well as the new address, under Routing options, check the Also route to original destination box.

---

### QUESTION 2

Your business partner requests that a new custom cloud application be set up to log in without having separate credentials. What is your business partner required to provide in order to proceed?

- A. Service provider logout URL
- B. Service provider ACS URL
- C. Identity Provider URL
- D. Service provider certificate

Correct Answer: B

Reference: <https://support.google.com/a/answer/6087519?hl=en> we need ACS URL for adding custom SAML App , using Google as the Idp

---

### QUESTION 3

Your organization has just appointed a new CISO. They have signed up to receive admin alerts and just received an alert for a suspicious login attempt. They are trying to determine how frequently suspicious login attempts occur within the organization. The CISO has asked you to provide details for each user account that has had a suspicious login



attempt in the past year and the number of times it occurred for each account.

What action should you take to meet these requirements?

- A. Use the login audit report to export all suspicious login details for analysis.
- B. Create a custom dashboard with the security investigation tool showing suspicious logins.
- C. Use the account activity report to export all suspicious login details for analysis.
- D. Create a custom query in BigQuery showing all suspicious login details.

Correct Answer: A

Explanation: Login audit log Track user sign-in activity You can use the Login audit log to track user sign-ins to your domain. You can review all sign-ins from web browsers. If a user signs in from an email client or a non-browser application, you can only review reports of suspicious attempts. Forward log event data to the Google Cloud Platform You can opt in to share the log event data with Google Cloud Platform. If you turn on sharing, data is forwarded to Cloud Logging, where you can query and view your logs, and control how you route and store your logs  
<https://support.google.com/a/answer/4580120?hl=en>

---

#### QUESTION 4

Your client is a multinational company with a single email domain. The client has compliance requirements and policies that vary by country. You need to configure the environment so that each country has their own administrator and no administrator can manage another country.

What should you do?

- A. Establish a new Google Workspace tenant with their own admin for each region.
- B. Create an OU for each country. Create an admin role and assign an admin with that role per OU.
- C. Create Admin Alerts, and use the Security Center to audit whether admins manage countries other than their own.
- D. Create a Team Drive per OU, and allow only country-specific administration of each folder.

Correct Answer: B

<https://support.google.com/a/answer/6129577?hl=en#:~:text=Create%20and%20assign%20the%20roleandtext=Click%20Assign%20role.,organizational%20unit%20and%20click%20D one.>

---

#### QUESTION 5

Your IT team is being asked to fulfill a query by your organization's legal department that requires an MBOX file that will be shared to a third-party partner for eDiscovery. The query must be run on multiple users. Legal has no admin rights to Google Vault. What should you do to fulfil the request?

- A. Create a Google Vault matter for each user account, and share the matters to the legal admin.
- B. Create a Google Vault matter, search for data, and run an export for the legal department.
- C. Use the Investigation Too! to search for the data requested, and export for the legal department.



D. Search for the data in Gmail, and export for the legal department.

Correct Answer: B

Explanation: <https://support.google.com/vault/answer/2473458?hl=en>

[Latest GOOGLE-WORKSPACE-ADMINISTRATOR Dumps](#)

[GOOGLE-WORKSPACE-ADMINISTRATOR PDF Dumps](#)

[GOOGLE-WORKSPACE-ADMINISTRATOR Study Guide](#)