



# C\_HRHPC\_1911<sup>Q&As</sup>

C\_HRHPC\_1911 : SAP Certified Application Associate - SAP SuccessFactors for Employee Central Payroll





**Pass SAP C\_HRHPC\_1911 Exam with 100% Guarantee**

Free Download Real Questions & Answers **PDF** and **VCE** file from:

[https://www.passapply.com/c\\_hrhpc\\_1911.html](https://www.passapply.com/c_hrhpc_1911.html)

100% Passing Guarantee  
100% Money Back Assurance

Following Questions and Answers are all new published by SAP Official Exam Center

-  **Instant Download** After Purchase
-  **100% Money Back** Guarantee
-  **365 Days** Free Update
-  **800,000+** Satisfied Customers





### QUESTION 1

Which authorizations can you assign for the Payroll Control Center? There are 3 correct answers to this question.

- A. Payroll Administrator
- B. Payroll Team Manager
- C. HR Manager
- D. System Administrator
- E. Simplified Configuration for Policies

Correct Answer: ADE

### QUESTION 2

A payroll manager role in role-based permissions (RBP) is available. As you can see in the screenshot, the payroll manager can navigate to Payroll but is unable to view any data. What configuration is missing for the payroll manager?



- A. Manage Policies
- B. Payroll System Assignment
- C. Manage Processes Access
- D. My Alerts Access

Correct Answer: B

### QUESTION 3

What does the RPDELPTINT utility report perform when you run it for a specified batch?

- A. It restores deleted employee time data.
- B. It deletes employee time data.
- C. It deletes data from the staging area of PTEX2000, PTEX2010 and PTEXDIR.
- D. It reprocesses the batch.
- E. It deletes employee payroll results



Correct Answer: ABC

---

#### QUESTION 4

What configuration needs to be performed to avoid the creation of new employees after data migration?

- A. Update the feature for defaulting employee numbers (NUMKR) for internal number assignment when hiring new employees.
- B. Populate the key mapping table with the mapping of PERNRIDs in Employee Central to Employee Central Payroll.
- C. Maintain personnel number ranges with the external number range switch.
- D. Enable the Employee Subgroup (ES) switch in the Personnel Act on Types in the Set Up Personnel Actions configuration step.

Correct Answer: B

---

#### QUESTION 5

What tool is used to see the status of an employee being replicated to Employee Central Payroll

- A. Data API Audit Log
- B. sfAPI audit log
- C. Data Replication Monitor
- D. API Center

Correct Answer: C

[C\\_HRHPC\\_1911\\_VCE\\_Dumps](#)

[C\\_HRHPC\\_1911\\_Study\\_Guide](#)

[C\\_HRHPC\\_1911\\_Exam\\_Questions](#)