



# AZ-300<sup>Q&As</sup>

Microsoft Azure Architect Technologies

## Pass Microsoft AZ-300 Exam with 100% Guarantee

Free Download Real Questions & Answers **PDF** and **VCE** file from:

<https://www.passapply.com/az-300.html>

100% Passing Guarantee  
100% Money Back Assurance

Following Questions and Answers are all new published by Microsoft  
Official Exam Center

-  **Instant Download** After Purchase
-  **100% Money Back** Guarantee
-  **365 Days** Free Update
-  **800,000+** Satisfied Customers





**QUESTION 1**

**DRAG DROP**

You have an Azure subscription that contains an Azure Service Bus named Bus1.

Your company plans to deploy two Azure web apps named App1 and App2. The web app will create messages that have the following requirements:

Each message created by App1 must be consumed by only a single consumer.

Each message created by App2 will consumed by multiple consumers.

Which resource should you create for each web app? To answer, drag the appropriate resources to the correct web apps. Each resource may be used once, more than once, or not at all. You may need to drag the split bar between panes or scroll to view content.

Select and Place:

Resources		Answer Area
A Service Bus queue	A Service Bus topic	App1: <input type="text"/>
An Azure Event Grid topic	Azure Blob storage	App2: <input type="text"/>

Correct Answer:

Resources		Answer Area
<input type="text"/>	<input type="text"/>	App1: A Service Bus queue
An Azure Event Grid topic	Azure Blob storage	App2: A Service Bus topic

**QUESTION 2**

A company is migrating an existing on-premises third-party website to Azure. The website is stateless.

The company does not have access to the source code for the website. They do not have the original installer.

The number of visitors at the website varies throughout the year. The on-premises infrastructure was resized to accommodate peaks but the extra capacity was not used.



You need to implement a virtual machine scale set instance.

What should you do?

- A. Use an autoscale setting to scale instances vertically
- B. Create 100 autoscale settings per resource
- C. Scale out by one instance when the average CPU usage of one of the instances is over 80 percent
- D. Use Azure Monitor to create autoscale settings using custom metrics
- E. Use an autoscale setting with unlimited maximum number of instances

Correct Answer: D

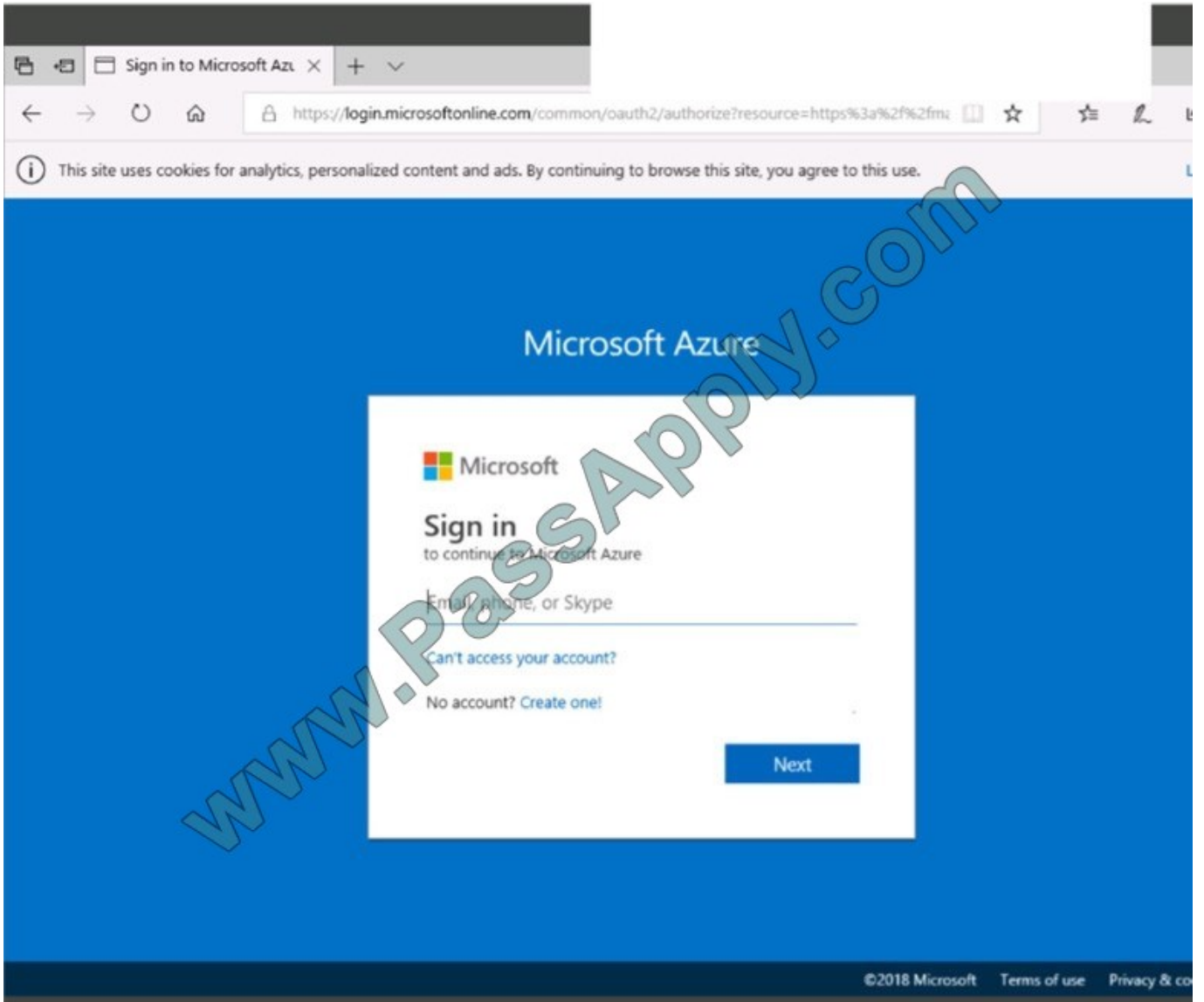
References: <https://docs.microsoft.com/en-us/azure/azure-monitor/platform/autoscale-custom-metric>

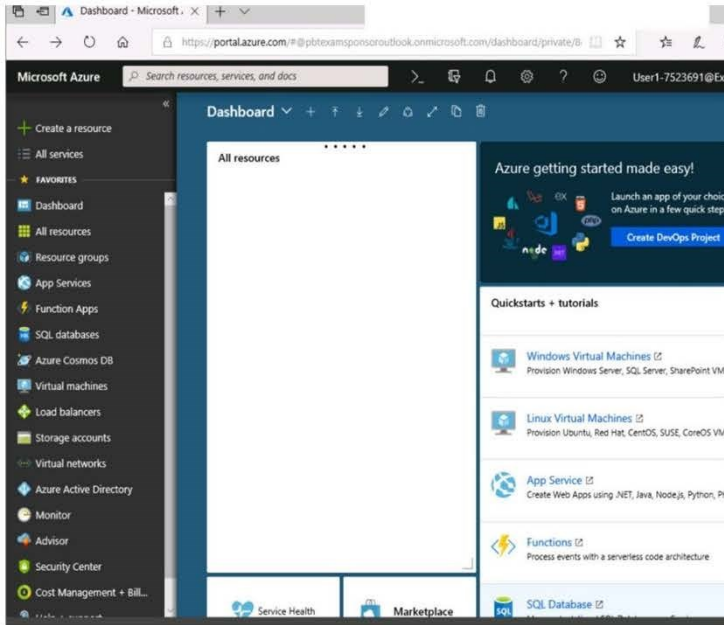
---

### QUESTION 3

#### SIMULATION

Click to expand each objective. To connect to the Azure portal, type <https://portal.azure.com> in the browser address bar.





Home > Storage accounts > Create storage account

### Create storage account

✓ Validation passed

Basics Advanced Tags Review + create

**BASICS**

Subscription	Microsoft AZ-100 5
Resource group	corpdatalod7523690
Location	East US
Storage account name	corpdata7523690n1
Deployment model	Resource manager
Account kind	StorageV2 (general purpose v2)
Replication	Read-access geo-redundant storage (RA-GRS)
Performance	Standard
Access tier (default)	Hot

**ADVANCED**

Secure transfer required	Enabled
Hierarchical namespace	Disabled

Create Previous Next Download a template for automation

Home > Storage accounts > Create storage account

### Create storage account

Submitting deployment...  
Submitting the deployment template for resource 'corpdatalod7523690'.

Basics Advanced Tags Review + create

**BASICS**

Subscription	Microsoft AZ-100 5
Resource group	corpdatalod7523690
Location	East US
Storage account name	corpdata7523690n1
Deployment model	Resource manager
Account kind	StorageV2 (general purpose v2)
Replication	Read-access geo-redundant storage (RA-GRS)
Performance	Standard
Access tier (default)	Hot

**ADVANCED**

Secure transfer required	Enabled
Hierarchical namespace	Disabled



Home > Virtual machines > Create a virtual machine

## Create a virtual machine

**!** Validation failed. Required information is missing or not valid.

Basics • Disks Networking Management Guest config Tags Review + create

### PRODUCT DETAILS

Ubuntu Server 18.04 LTS

by Canonical

[Terms of use](#) | [Privacy policy](#)

**Pricing not available for this offering**

View [Pricing details](#) for more information.

Standard D2s v3

by Microsoft

[Terms of use](#) | [Privacy policy](#)

Subscription credits apply ⓘ

**0.0960 USD/hr**

[Pricing for other VM sizes](#)

### TERMS

By clicking "Create", I (a) agree to the legal terms and privacy statement(s) associated with the Marketplace offering(s) listed above; (b) authorize Microsoft to bill my current payment method for the fees associated with the offering(s), with the same billing frequency as my Azure subscription; and (c) agree that Microsoft may share my contact, usage and transactional information with the provider(s) of the offering(s) for support, billing and other transactional activities. Microsoft does not provide rights for third-party offerings. See the [Azure Marketplace Terms](#) for additional details.

When you are finished performing all the tasks, click the `Next` button.

Note that you cannot return to the lab once you click the `Next` button. Scoring occurs in the background while you complete the rest of the exam.

### Overview

The following section of the exam is a lab. In this section, you will perform a set of tasks in a live environment. While most functionality will be available to you as it would be in a live environment, some functionality (e.g., copy and paste, ability to navigate to external websites) will not be possible by design.

Scoring is based on the outcome of performing the tasks stated in the lab. In other words, it doesn't matter how you accomplish the task, if you successfully perform it, you will earn credit for that task.

Labs are not timed separately, and this exam may have more than one lab that you must complete. You can use as much time as you would like to complete each lab. But, you should manage your time appropriately to ensure that you are

able to complete the lab(s) and all other sections of the exam in the time provided.

Please note that once you submit your work by clicking the Next button within a lab, you will NOT be able to return to





the lab.

To start the lab

You may start the lab by clicking the Next button.

You plan to create several virtual machines in different availability zones, and then to configure the virtual machines to load balanced connections from the internet.

You need to create an IP address resource named ip1006 to support the planned load balancing solution.

The solution must minimize costs.

What should you do from the Azure portal?

Correct Answer:

#### QUESTION 4

You need to implement App2 to meet the application requirements.

What should you include in the implementation? To answer, select the appropriate options in the answer area.

NOTE: Each correct selection is worth one point.

Hot Area:

App Service plan pricing tier:

	<input type="checkbox"/>
Isolated	<input type="checkbox"/>
Shared	<input type="checkbox"/>
Standard	<input type="checkbox"/>

Enabled feature:

	<input type="checkbox"/>
Always On	<input type="checkbox"/>
Auto Swap	<input type="checkbox"/>
Web Sockets	<input type="checkbox"/>

Correct Answer:



App Service plan pricing tier:

	▼
Isolated	
Shared	
Standard	

Enabled feature:

	▼
Always On	
Auto Swap	
Web Sockets	

<https://azure.microsoft.com/en-us/pricing/details/app-service/plans/> <https://docs.microsoft.com/en-us/azure/azure-functions/functions-scale>

**QUESTION 5**

You have a task that includes a WebJob that should run continuously. The WebJob Log exhibit shows the text that is displayed when the WebJob runs. (Click the WebJob Log tab.)





## Continuous WebJob Details WebJob1

Pending restart  
Run commans: WebJob1.exe

[Toggle Output](#)

Refreshed a moment ago, [refresh](#) or [download](#)

```
[08/18/2018 17:28:24 > e013ed:SYS INFO] Run script 'WebJob1.exe' with script host -
'WindowsScriptHost'
[08/18/2018 17:28:24 > e013ed:SYS INFO] Status changed to Running
[08/18/2018 17:28:25 > e013ed:INFO] WebJob Started
[08/18/2018 17:28:25 > e013ed:SYS INFO] Status changed to Success
[08/18/2018 17:28:25 > e013ed:SYS INFO] Process went down waiting for 60 seconds
[08/18/2018 17:28:25 > e013ed:SYS INFO] Status changed to PendingRestart
```

The WebJob is configured as shown in the WebJob Configuration exhibit. (Click the WebJob Configuration tab.)

WebApp0909 - WebJobs  
App Service

Search (Ctrl+/)

SETTINGS

- Authentication / Authorization
- Application Insights
- Managed service identity
- Backups
- Custom domains
- SSL certificates
- Networking
- Scale up (App Service plan)
- Scale out (App Service plan)
- WebJobs**

+ Add Refresh Logs Delete Properties

**WebJobs**  
WebJobs provide an easy way to run scripts or programs as background processes in the context of your app.

NAME	TYPE	STATUS	SCHEDULE
WebJob1	Continuous	Pending Restart	n/a

The WebJob is not functioning as expected. The WebJob Code exhibit has a comment that shows where code should be added. (Click the WebJob Code tab.) You need to identify any issues with the WebJob. For each of the following



statements, select Yes if the statement is true. Otherwise, select No.

NOTE: Each correct selection is worth one point.

Hot Area:

Yes

No

The WebJob will run continuously as the code is written.

The text WebJob Setup Srarting will output to the WebJob Logs.

The timer-elapsd code will be invoked and run at least once.

The WebJob settings are properly configured in the Azure portal.

Correct Answer:

Yes

No

The WebJob will run continuously as the code is written.

The text WebJob Setup Srarting will output to the WebJob Logs.

The timer-elapsd code will be invoked and run at least once.

The WebJob settings are properly configured in the Azure portal.

[Latest AZ-300 Dumps](#)

[AZ-300 Practice Test](#)

[AZ-300 Study Guide](#)



To Read the [Whole Q&As](#), please purchase the [Complete Version](#) from [Our website](#).

## Try our product !

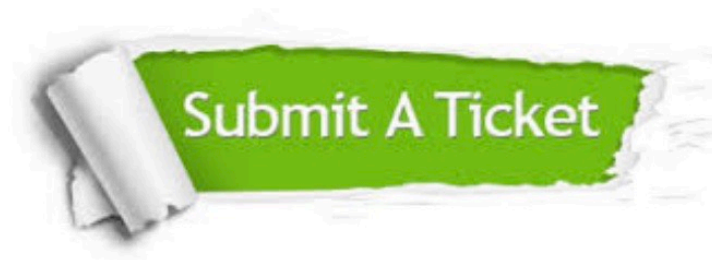
100% Guaranteed Success  
100% Money Back Guarantee  
365 Days Free Update  
Instant Download After Purchase  
24x7 Customer Support  
Average 99.9% Success Rate  
More than 800,000 Satisfied Customers Worldwide  
Multi-Platform capabilities - [Windows](#), [Mac](#), [Android](#), [iPhone](#), [iPod](#), [iPad](#), [Kindle](#)

We provide exam PDF and VCE of Cisco, Microsoft, IBM, CompTIA, Oracle and other IT Certifications. You can view Vendor list of All Certification Exams offered:

<https://www.passapply.com/allproducts>

## Need Help

Please provide as much detail as possible so we can best assist you.  
To update a previously submitted ticket:



 <p><b>One Year Free Update</b> Free update is available within One Year after your purchase. After One Year, you will get 50% discounts for updating. And we are proud to boast a 24/7 efficient Customer Support system via Email.</p>	 <p><b>Money Back Guarantee</b> To ensure that you are spending on quality products, we provide 100% money back guarantee for 30 days from the date of purchase.</p>	 <p><b>Security &amp; Privacy</b> We respect customer privacy. We use McAfee's security service to provide you with utmost security for your personal information &amp; peace of mind.</p>
---	---	--

Any charges made through this site will appear as Global Simulators Limited.  
All trademarks are the property of their respective owners.  
Copyright © passapply, All Rights Reserved.