



# PW0-070<sup>Q&As</sup>

Certified Wireless Technology Specialist

**Pass CWNP PW0-070 Exam with 100% Guarantee**

Free Download Real Questions & Answers **PDF** and **VCE** file from:

<https://www.passapply.com/pw0-070.html>

100% Passing Guarantee  
100% Money Back Assurance

Following Questions and Answers are all new published by CWNP  
Official Exam Center

-  **Instant Download** After Purchase
-  **100% Money Back** Guarantee
-  **365 Days** Free Update
-  **800,000+** Satisfied Customers





### QUESTION 1

Which of the following is the amplitude of an RF signal?

- A. Shift
- B. Height
- C. Length
- D. Width

Correct Answer: B

---

### QUESTION 2

Bluetooth uses the specification in the band with FHSS technology.

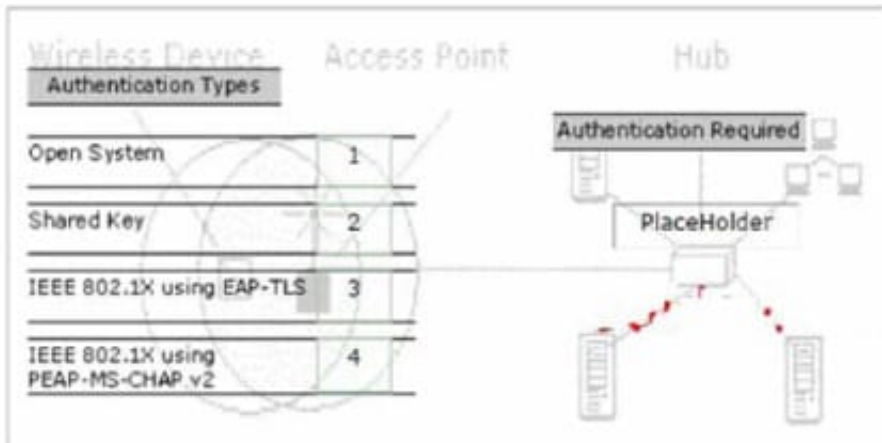
- A. IEEE 802.15, 2.4-2.5 GHz
- B. IEEE 802.11, 2.4-2.5 GHz
- C. IEEE 802.11, 1.4-2.5 GHz
- D. IEEE 802.15, 1.5-2.0 GHz

Correct Answer: A

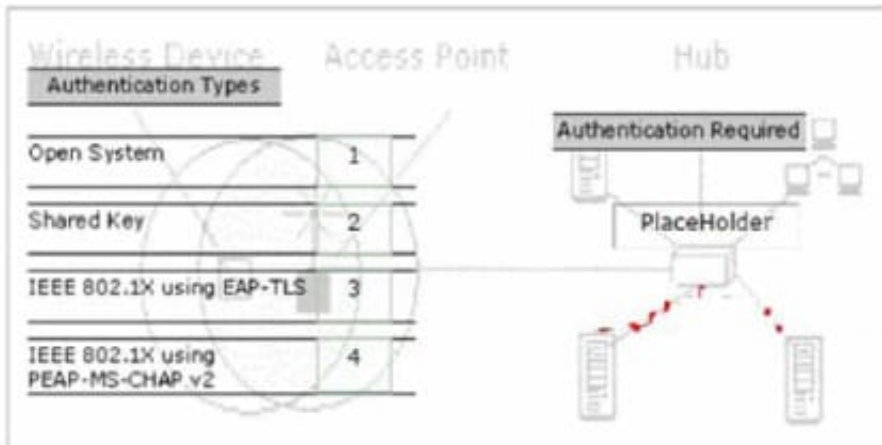
---

### QUESTION 3

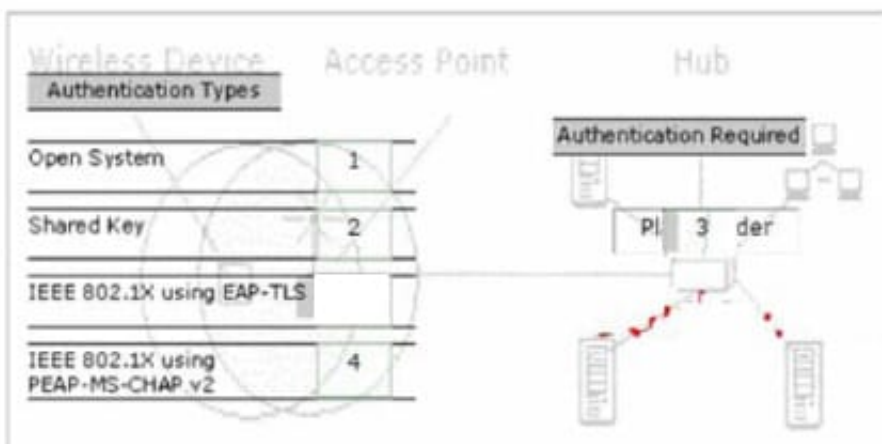
You work as a Network Administrator for Tech Perfect Inc. The company has a Windows Server 2008 network environment. The network is configured as a Windows Active Directory-based single forest single domain network. The company has recently provided laptops to its sales team members. You have configured access points in the network to enable a wireless network. The company's security policy states that all users using laptops must use smart cards for authentication. Select and place the authentication method you are required to configure to implement the security policy of the company.



Select and Place:



Correct Answer:





#### QUESTION 4

Which of the following organizations develops some of the essential standards used in the IT field to help with quality and operational standards?

- A. IETF
- B. W3C
- C. IEEE
- D. ISO

Correct Answer: D

---

#### QUESTION 5

You are using maps in the WCS to design a wireless LAN network. You add a campus and two buildings to the map. Now you plan to add a new floor area to the first building. The floor types include cubes and walled offices, drywall office only, and outdoor open space. Which of the following do the floor types use to assist the WCS by adding these elements?

- A. Electromagnetic interference
- B. RF prediction
- C. Site survey utility
- D. RF modeling

Correct Answer: D

[Latest PW0-070 Dumps](#)

[PW0-070 VCE Dumps](#)

[PW0-070 Exam Questions](#)