



9A0-351^{Q&As}

Adobe Illustrator CC Recertification Exam

Pass Adobe 9A0-351 Exam with 100% Guarantee

Free Download Real Questions & Answers **PDF** and **VCE** file from:

<https://www.passapply.com/9a0-351.html>

100% Passing Guarantee
100% Money Back Assurance

Following Questions and Answers are all new published by Adobe
Official Exam Center

- ⚙ **Instant Download** After Purchase
- ⚙ **100% Money Back** Guarantee
- ⚙ **365 Days** Free Update
- ⚙ **800,000+** Satisfied Customers





QUESTION 1

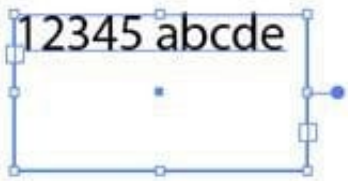
You are drawing a shape with the Pen tool. As you are drawing you click and drag to add an anchor point with a direction line. You then realize you need to reposition the anchor point. Without releasing the mouse button, how can you reposition that anchor point while drawing?

- A. Hold down Ctrl+Alt (Windows) or Command+Option (OS X) and reposition the anchor point.
- B. Hold down the Shift key on the keyboard and reposition the anchor point.
- C. Hold down the spacebar key on the keyboard and reposition the anchor point.
- D. Continue dragging until the anchor point begins to move.

Correct Answer: D

QUESTION 2

Click the Exhibit tab to see the exhibit.



You created area type but the container is too wide. How should you make it narrower without distorting the type?

- A. With the Type tool, drag the right side of the container.
- B. With the Scale tool, drag the right side of the container.
- C. With the Selection tool, drag the middle square handle on the right side of the container.
- D. With the Selection tool, drag the round blue handle on the right side of the container.

Correct Answer: B

QUESTION 3

You have created a symbol and have added several instances of it to the artboard. You want to make an edit to the symbol and update all instances of the symbol. What are two ways this be achieved? (Choose two).

- A. Double-click on the symbol instance with one of the symbolism tools.
- B. Double-click on the symbol instance with the Direct Selection tool.

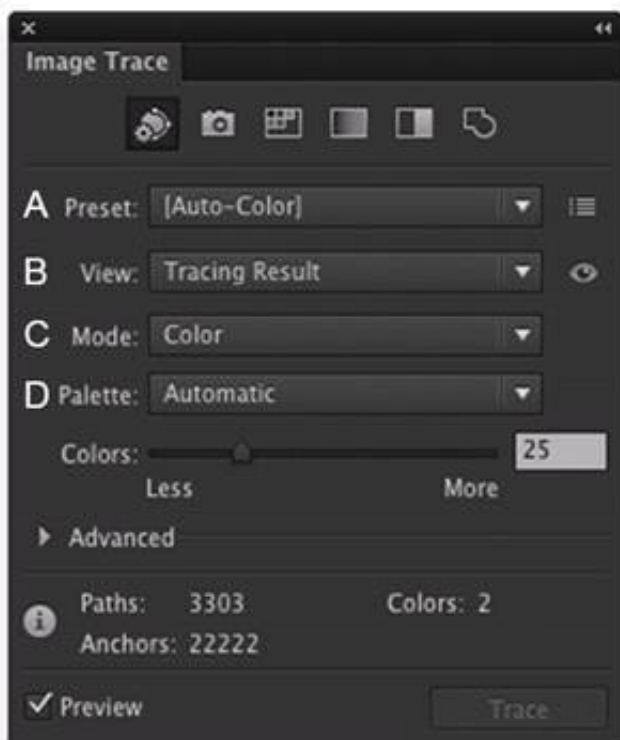


- C. Select an instance of the symbol, choose Object > Expand, and edit the symbol.
- D. Double-click on the symbol instance with the Selection tool.
- E. Right-click on a symbol instance and choose Isolate Selected Group.

Correct Answer: CD

QUESTION 4

Click the Exhibit tab to see the exhibit.



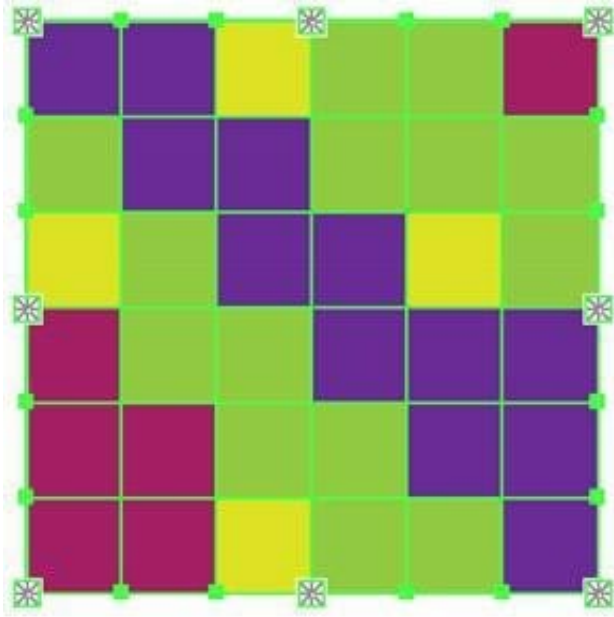
Which Image Trace Panel option gives you the ability to trace your image using the Document Library swatches?

- A. Preset (A)
- B. View (B)
- C. Mode (C)
- D. Palette (D)

Correct Answer: D

QUESTION 5

Click the Exhibit tab to see the exhibit.



What would you conclude about the Illustrator object displayed in the Exhibit?

- A. The object is a gradient mesh.
- B. The object is a live paint object.
- C. The object is a nested group.
- D. The object is being viewed in isolation mode.
- E. The object is a compound path.

Correct Answer: A

[9A0-351 PDF Dumps](#)

[9A0-351 VCE Dumps](#)

[9A0-351 Braindumps](#)