



# 300-075<sup>Q&As</sup>

Implementing Cisco IP Telephony and Video

## Pass Cisco 300-075 Exam with 100% Guarantee

Free Download Real Questions & Answers **PDF** and **VCE** file from:

<https://www.passapply.com/300-075.html>

100% Passing Guarantee  
100% Money Back Assurance

Following Questions and Answers are all new published by Cisco  
Official Exam Center

- ⚙ **Instant Download** After Purchase
- ⚙ **100% Money Back** Guarantee
- ⚙ **365 Days** Free Update
- ⚙ **800,000+** Satisfied Customers





### QUESTION 1

A voice engineer is enabling video capabilities between H.323 and SIP endpoints. Which component allows for standardized caller addresses between the endpoints?

- A. search rules
- B. SIP route pattern
- C. policy service
- D. transform

Correct Answer: B

Reference:

[http://www.cisco.com/en/US/tech/tk652/tk701/technologies\\_configuration\\_guide\\_chapter09186a00800eadee.html](http://www.cisco.com/en/US/tech/tk652/tk701/technologies_configuration_guide_chapter09186a00800eadee.html)

---

### QUESTION 2

Which three commands are mandatory to implement SRST for five Cisco IP Phones? (Choose three.)

- A. call-manager-fallback
- B. max-ephones
- C. keepalive
- D. limit-dn
- E. ip source-address

Correct Answer: ABE

---

### QUESTION 3

Which E.164 transformation pattern represents phone numbers in Germany?

- A. \+49.!
- B. 49.!
- C. \49.!
- D. \+49.X

Correct Answer: A

---

### QUESTION 4



Scenario:

There are two call control systems in this item.

The Cisco UCM is controlling the DX650, the Cisco Jabber for Windows Client, and the 9971 Video IP Phone.

The Cisco VCS and TMS control the Cisco TelePresence MCU, and the Cisco Jabber TelePresence for Windows

DP:

TSR Watermark Image - Unregistered version - This line is removed when registered

Status

3 records found

Device Pool (1-3 of 3)

Find Device Pool where Device Pool Name begins with Find Clear Filter + -

<input type="checkbox"/>	Name ^	Cisco Unified CM Group	Region	Date/Time
<input type="checkbox"/>	<a href="#">Default</a>	<a href="#">Default</a>	<a href="#">Default</a>	<a href="#">CMLocal</a>
<input type="checkbox"/>	<a href="#">Default</a>	<a href="#">Default</a>	<a href="#">Default</a>	<a href="#">CMLocal</a>
<input type="checkbox"/>	<a href="#">GSM</a>	<a href="#">Default</a>	<a href="#">GSM</a>	<a href="#">CMLocal</a>

Add New Select All Clear All Delete Selected

Locations:

TSR Watermark Image - Unregistered version - This line is removed when registered

Calling Search Space (1-2 of 2)

Find Calling Search Space where CSS Name begins with Find Clear Filter + -

<input type="checkbox"/>	CSS Name ^
<input type="checkbox"/>	<a href="#">A11-Devices</a>
<input type="checkbox"/>	<a href="#">All-Devices</a>

Add New Select All Clear All Delete Selected

CSS:



TSR Watermark Image - Unregistered version - This line is removed when registered

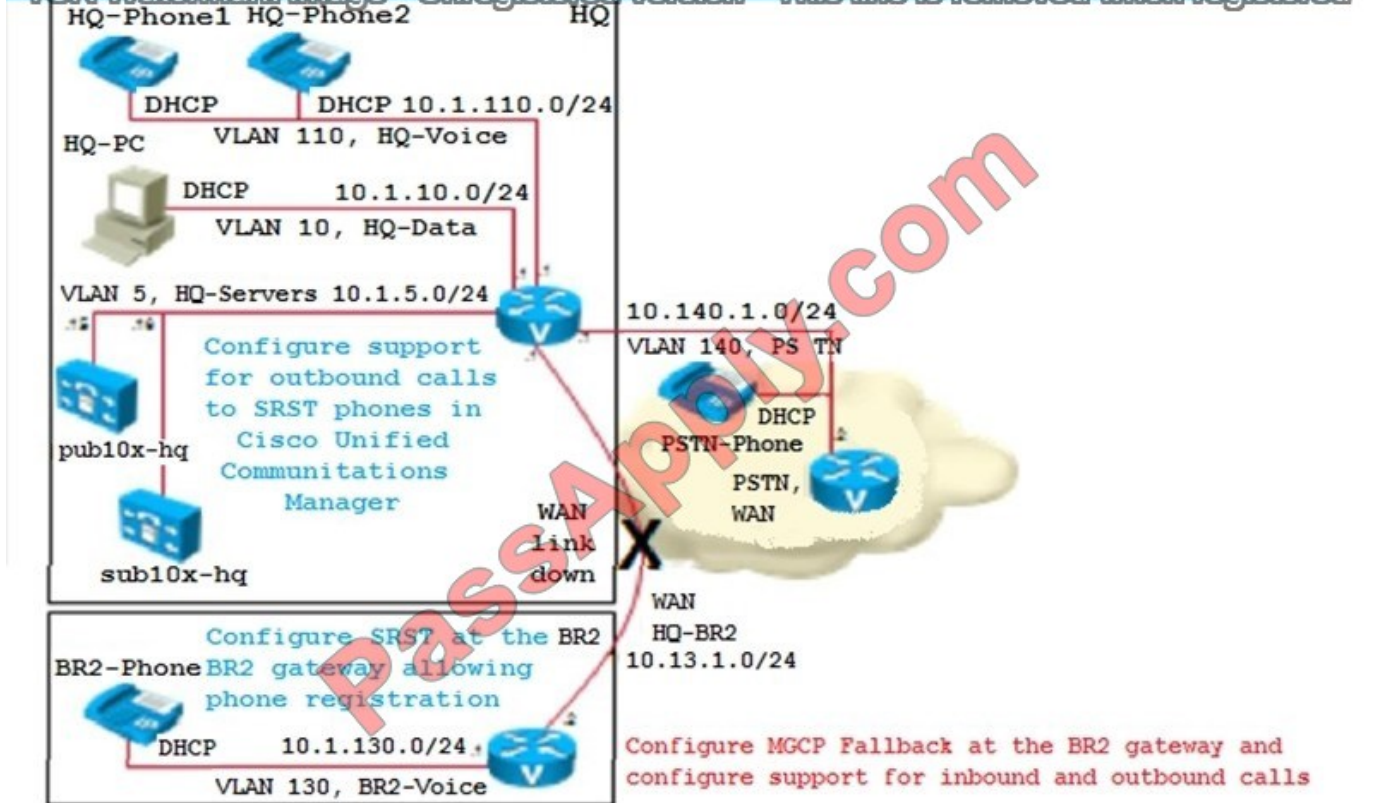
**Calling Search Space (1 - 2 of 2)**

Find Calling Search Space where CSS Name begins with  Find Clear Filter

<input type="checkbox"/>	CSS Name ^
<input type="checkbox"/>	<a href="#">All-Devices</a>
<input type="checkbox"/>	<a href="#">All-Devices</a>

SRST:

TSR Watermark Image - Unregistered version - This line is removed when registered



SRST-BR2-Config:



TSR Watermark Image - Unregistered version - This line is removed when registered

- **Name: BR2**
- **Port: 2000**
- **IP Address: 10.1.5.15**
- **SIP Network/IP Address: 10.1.5.15**

BR2 Config:





TSR Watermark Image - Unregistered version - This line is removed when registered

```
voice service voip
  sip
    bind control source-interface
GigabitEthernet0/0/0.130
    bind media source-interface
GigabitEthernet0/0/0.130
  registrar server
  !
voice register global
  max-dn 1
  max-pool 1
  !
voice register pool 1
  id network 10.1.130.0 mask 255.255.25
call-manager-fallback
  ip source-address 10.1.130.1
  max-dn 1 dual-line
  max-ephones 1
```

SRSTPSTNCall:



~~TSR Watermark Image - Unregistered version - This line is removed when registered~~

At the HQ cluster, the CFUR for the directory number that is applied to BR2 phone (+442288224001) has been configured:

- Forward Unregistered Internal Destination: **+442288224001**
- Forward Unregistered Internal Calling Search Space: **System\_css**
- Forward Unregistered External Destination: **+442288224001**
- Forward Unregistered External Calling Search Space: **System\_css**

Which device configuration option will allow an administrator to control bandwidth between calls placed between branches?

- A. Media Resource Group List
- B. Device Pool
- C. Location
- D. AAR Group
- E. Regions

Correct Answer: C

## QUESTION 5

Scenario:

There are two call control systems in this item.

The Cisco UCM is controlling the DX650, the Cisco Jabber for Windows Client, and the 9971 Video IP Phone.

The Cisco VCS is controlling the SX20, the Cisco TelePresence MCU, and the Cisco Jabber TelePresence for Windows.

SX20 System information:



TSR Watermark Image - Unregistered version - This line is removed when registered

## General

Product: Cisco TelePresence SX20  
Last boot: Last Wednesday at 21:43  
Serial number: ABCD12345678  
Software version: TC7.3.0  
Installed options: PremiumResolution  
System name: MySystem  
IPv4: 192.168.1.128  
IPv6: 2001:DB8:1001:2002:3003:4004:5005:F00F  
MAC address: 01:23:45:67:89:AB  
Temperature: 58.5°C / 137.3°F

## H323

Status: Registered  
Gatekeeper: 192.168.1.1  
Number: 123456  
ID: firstname.lastname@company.com

## SIP Proxy 1

Status:  
Proxy:  
URI:

## DX650 Configuration:

TSR Watermark Image - Unregistered version - This line is removed when registered

Modify Button Items

1 Line [1] - 3304 in Devices  
2 Line [2] - Add a new DN  
3 Redial  
4 sx20-3@osl226.local  
5 Add a new SD  
6 Add a new SD  
7 Add a new SD  
8 Add a new SD  
9 Add a new SD  
10 Add a new SD  
11 Add a new SD  
12 Add a new SD  
13 Add a new SD  
14 Add a new SD  
15 Add a new SD  
----- Unassigned Associated Items -----  
16 Add a new SD

Product Type: Cisco DX650  
Device Protocol: SIP

Real-time Device Status

Registration: Unregistered  
IPv4 Address: 172.18.32.119  
Active Load ID: sipdx650.10-2-3-26  
Inactive Load ID: sipdx650.10-1-1-78  
Download Status: None

Device Information

☒ Device is Active  
☒ Device is trusted  
MAC Address\*: D0C78914131D  
Description: DX650 Pod 3  
Device Pool\*: Default  
Common Device Configuration: < None >  
Phone Button Template\*: Cisco DX650 SIP  
Softkey Template: < None >  
Common Phone Profile\*: Standard Common Phone Profile  
Calling Search Space: All-Devices  
AAR Calling Search Space: < None >

## MRGL:

TSR Watermark Image - Unregistered version - This line is removed when registered

Status

1 record found

Media Resource Group List (1-1 of 1)

Find Media Resource Group List where Name begins with Find Clear Filter + -

<input type="checkbox"/>	Name ^
<input type="checkbox"/>	MRGL-All

Add New Select All Clear All Delete Selected

## DP:





TSR Watermark Image - Unregistered version - This line is removed when registered

Status

3 records found

Device Pool (1-3 of 3)

Find Device Pool where Device Pool Name begins with Find Clear Filter + -

<input type="checkbox"/>	Name ^	Cisco Unified CM Group	Region	Date/Time
<input type="checkbox"/>	<a href="#">Default</a>	<a href="#">Default</a>	<a href="#">Default</a>	<a href="#">CMLocal</a>
<input type="checkbox"/>	<a href="#">Default</a>	<a href="#">Default</a>	<a href="#">Default</a>	<a href="#">CMLocal</a>
<input type="checkbox"/>	<a href="#">GSM</a>	<a href="#">Default</a>	<a href="#">GSM</a>	<a href="#">CMLocal</a>

Add New Select All Clear All Delete Selected

Locations:

TSR Watermark Image - Unregistered version - This line is removed when registered

Locations (1 - 3 of 3)

Find Locations where Location begins with Find Clear Filter + -

<input type="checkbox"/>	
<input type="checkbox"/>	<a href="#">Hub_None</a>
<input type="checkbox"/>	<a href="#">Phantom</a>
<input type="checkbox"/>	<a href="#">Shadow</a>

Add New Select All Clear All Delete Selected

AARG:

TSR Watermark Image - Unregistered version - This line is removed when registered

Automated Alternate Routing Group

Find Automated Alternate Routing Group where Name begins with Find Clear Filter + -

No active query. Please enter your search criteria using the options above.

CSS:



TSR Watermark Image - Unregistered version - This line is removed when registered

Calling Search Space (1-2 of 2)

Find Calling Search Space where CSS Name begins with Find Clear Filter + -

<input type="checkbox"/>	CSS Name ^
<input type="checkbox"/>	<a href="#">A11-Devices</a>
<input type="checkbox"/>	<a href="#">All-Devices</a>

Add New

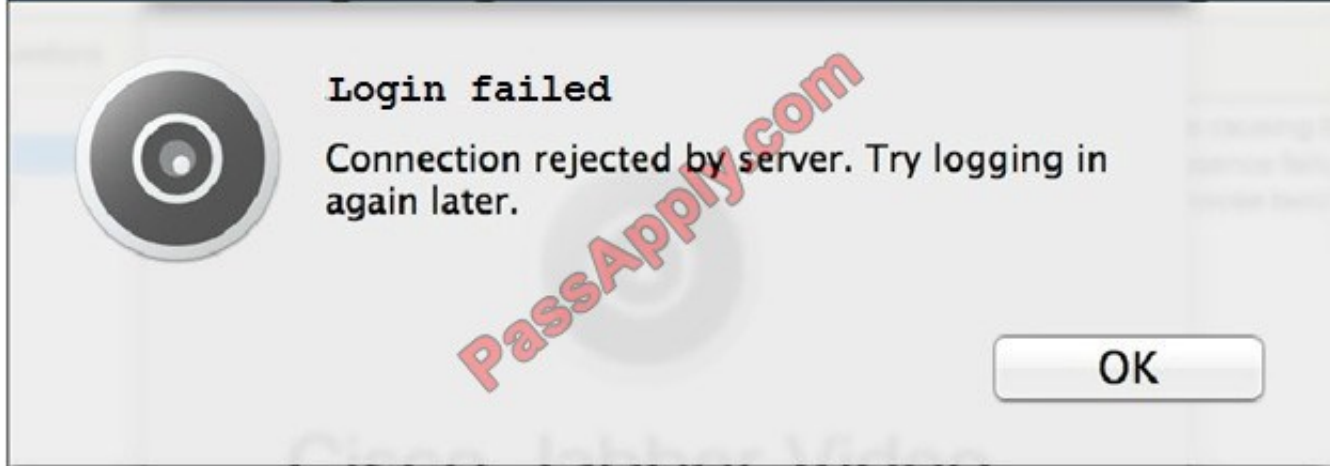
Select All

Clear All

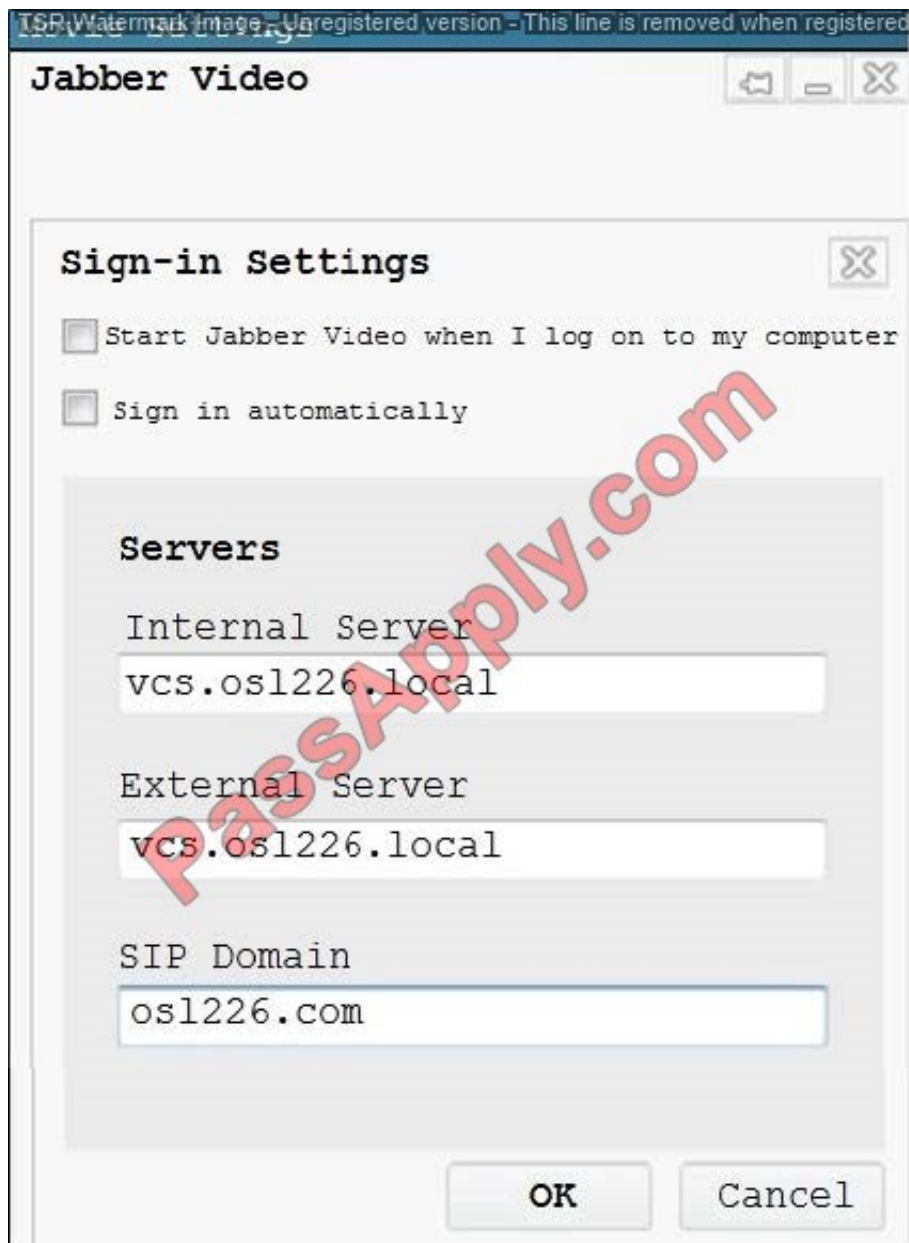
Delete Selected

Movie Failure:

TSR Watermark Image - Unregistered version - This line is removed when registered



Movie Settings:



What two issues could be causing the Cisco Jabber Video for TelePresence failure shown in the exhibit? (Choose two)

- A. Incorrect username and password.
- B. Wrong SIP domain configured.
- C. User is not associated with the device.
- D. IP or DNS name resolution issue.
- E. CSF Device is not registered.
- F. IP Phone DN not associated with the user.

Correct Answer: BD



VCE & PDF

PassApply.com

<https://www.passapply.com/300-075.html>

2021 Latest passapply 300-075 PDF and VCE dumps Download

---

[Latest 300-075 Dumps](#)

[300-075 Practice Test](#)

[300-075 Braindumps](#)



VCE & PDF

PassApply.com

<https://www.passapply.com/300-075.html>

2021 Latest passapply 300-075 PDF and VCE dumps Download

To Read the [Whole Q&As](#), please purchase the [Complete Version](#) from [Our website](#).

## Try our product !

100% Guaranteed Success

100% Money Back Guarantee

365 Days Free Update

Instant Download After Purchase

24x7 Customer Support

Average 99.9% Success Rate

More than 800,000 Satisfied Customers Worldwide

Multi-Platform capabilities - [Windows](#), [Mac](#), [Android](#), [iPhone](#), [iPod](#), [iPad](#), [Kindle](#)

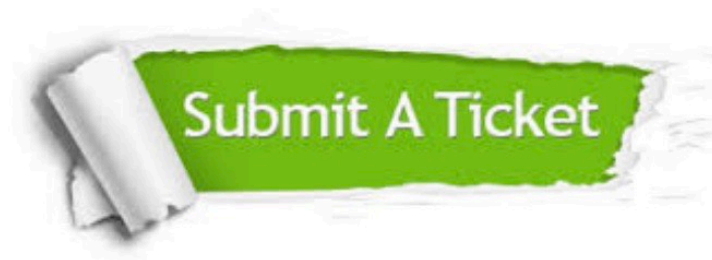
We provide exam PDF and VCE of Cisco, Microsoft, IBM, CompTIA, Oracle and other IT Certifications. You can view Vendor list of All Certification Exams offered:

<https://www.passapply.com/allproducts>

## Need Help

Please provide as much detail as possible so we can best assist you.

To update a previously submitted ticket:



 <b>One Year Free Update</b> <p>Free update is available within One Year after your purchase. After One Year, you will get 50% discounts for updating. And we are proud to boast a 24/7 efficient Customer Support system via Email.</p>	 <b>Money Back Guarantee</b> <p>To ensure that you are spending on quality products, we provide 100% money back guarantee for 30 days from the date of purchase.</p>	 <b>Security &amp; Privacy</b> <p>We respect customer privacy. We use McAfee's security service to provide you with utmost security for your personal information &amp; peace of mind.</p>
---	---	--

Any charges made through this site will appear as Global Simulators Limited.

All trademarks are the property of their respective owners.

Copyright © passapply, All Rights Reserved.