



# 1Z0-340<sup>Q&As</sup>

Oracle Eloqua Marketing Cloud Service 2019 Implementation Essentials

## Pass Oracle 1Z0-340 Exam with 100% Guarantee

Free Download Real Questions & Answers **PDF** and **VCE** file from:

<https://www.passapply.com/1z0-340.html>

100% Passing Guarantee  
100% Money Back Assurance

Following Questions and Answers are all new published by Oracle  
Official Exam Center

- ⚙ **Instant Download** After Purchase
- ⚙ **100% Money Back** Guarantee
- ⚙ **365 Days** Free Update
- ⚙ **800,000+** Satisfied Customers





### QUESTION 1

When making a copy of an email, which setting is NOT applied to the new email?

- A. From Name
- B. Email Footer
- C. Reply-To Email Address
- D. Subject Line
- E. Email Group

Correct Answer: D

---

### QUESTION 2

Which three are examples of data sources for Listener feeders in Program Canvas? (Choose three.)

- A. pulling contacts into a program when a contact is created
- B. pulling contacts into a program that opened a specific email at least three times
- C. pulling contacts into a program when they respond to a campaign
- D. pulling contacts into a program when their lead score changes
- E. pulling contacts into a program with unsubscribes in the last 24 hours

Correct Answer: CDE

Reference: <https://www.relationshipone.com/blog/tool-tip-oracle-eloqua-program-canvas/>

---

### QUESTION 3

Which three items are key deliverables of SmartStart? (Choose three.)

- A. API integration to a client's external data source
- B. implementation and testing of web tracking scripts
- C. selection and configuration of an email subscription management option
- D. Eloqua user setup
- E. setup of a client's first production campaign

Correct Answer: BCD

Reference <https://www.oracle.com/webfolder/media/eloqua/documents/SmartStartStandard.pdf>

---



#### QUESTION 4

You are configuring a promotional email group for Marketing's subscriber-based quarterly newsletter called "The Edge".


How should you configure this email group?





A.

Settings



Emails

**Name:**  
 




**Default Email Header:**  




**Default Email Footer:**  

**Subscribe Confirmation Page:**  

**Unsubscribe Confirmation Page:**  

**Name of the Email Group as it appears to contacts:**

**Description of Email Group as it appears to contacts (optional):**

☒ **Make this Email Group available in Eloqua for Sales**

☒ **Include this Email Group on the Subscription Management page**



B.

Settings

Emails

**Name:**

**Default Email Header:**

**Default Email Footer:**

**Subscribe Confirmation Page:**

**Unsubscribe Confirmation Page:**

**Name of the Email Group as it appears to contacts:**

**Description of Email Group as it appears to contacts (optional):**

☐ **Make this Email Group available in Eloqua for Sales**

☒ **Include this Email Group on the Subscription Management page**

C.

Settings

Emails

**Name:**

**Default Email Header:**

**Default Email Footer:**

**Subscribe Confirmation Page:**

**Unsubscribe Confirmation Page:**

**Name of the Email Group as it appears to contacts:**

**Description of Email Group as it appears to contacts (optional):**

☐ **Make this Email Group available in Eloqua for Sales**

☐ **Include this Email Group on the Subscription Management page**



D.

Settings

Emails

**Name:**

The Edge

i

**Default Email Header:**

Default - Show Email Link

▼

**Default Email Footer:**

Default - Global unsubscribe

▼

**Subscribe Confirmation Page:**

Default Subscribe

▼

**Unsubscribe Confirmation Page:**

Default Unsubscribe

▼

Name of the Email Group as it appears to contacts:

Description of Email Group as it appears to contacts (optional):

☒ Make this Email Group available in Eloqua for Sales

☐ Include this Email Group on the Subscription Management page

A. Option A

B. Option B

C. Option C

D. Option D

Correct Answer: B

## QUESTION 5

You need to ensure that two different Field Marketing teams in different lines of business can only see their own emails by default.

Which setting do you use to configure this?

A. Email Defaults

B. Advanced Marketing User Security Group

C. Contact Level Security

D. Security Group Default Asset Permission



Correct Answer: D

[1Z0-340 VCE Dumps](#)

[1Z0-340 Practice Test](#)

[1Z0-340 Study Guide](#)