



1Z0-1053-22^{Q&As}

Oracle Benefits Cloud 2022 Implementation Professional





Pass Oracle 1Z0-1053-22 Exam with 100% Guarantee

Free Download Real Questions & Answers **PDF** and **VCE** file from:

<https://www.passapply.com/1z0-1053-22.html>

100% Passing Guarantee
100% Money Back Assurance

Following Questions and Answers are all new published by Oracle
Official Exam Center

-  **Instant Download** After Purchase
-  **100% Money Back** Guarantee
-  **365 Days** Free Update
-  **800,000+** Satisfied Customers





QUESTION 1

A company wants to display the following text on its Benefit Employee Self Service:

"Your core annual holiday benefit comprises 20 days of holidays and 8 public holidays. You can purchase additional days through the."

How do you configure this?

- A. Configure plan type grouping display-> administration usage-> self-service description text
- B. Configure plan type grouping display-> self-service usage-> self-service description text
- C. Manage enrollment authorization-> administration usage-> self-service description text
- D. Manage enrollment authorization-> self-service usage-> self-service description text

Correct Answer: C

QUESTION 2

A benefits administrator can see these statuses of life events

1.

New Hire processed on 28-Apr-2016.

2.

Marriage detected on 1-Jun-2016. What do these statuses imply?

- A. New Hire LE is complete but not closed. Marriage LE is triggered but has not yet made elections.
- B. New Hire I-E is complete and closed. Marriage IE is triggered but has not yet made elections.
- C. New Hire IF is complete and closed. Marriage LE is triggered and has made elections.
- D. New Hire LE is complete and closed. Marriage LE is triggered because of the data change.

Correct Answer: D

QUESTION 3

The reinstatement rule enables you to restore elections during which two events?

- A. The open event was backed out by the administrator from the Benefits Service Center.
- B. The intervening life event activated the open event.



- C. An intervening life event backed out the open event.
- D. The open event was accidentally backed out.

Correct Answer: CD

https://docs.oracle.com/cd/E51367_01/globalop_gs/FACMB/F1420689AN14307.htm

QUESTION 4

You are a benefits consultant implementing for a company that offers a life Insurance plan for employees with only one option-Employee Plus Family. The rate for this option is dependent on various factor5 like age/smoking status/gender:

| Age | Smoker - Female | Smoker - Male | Non-Smoker Female | Non-Smoker Male |
|----------|-----------------|---------------|-------------------|-----------------|
| Under 40 | 0.021 | 0.025 | 0.033 | 0.035 |
| Above 40 | 0.19 | 0.23 | 0.78 | 0.080 |

A female employee in the under 40 age group, who is a smoker, wants to purchase \$100,000 of life insurance. The plan would be 2.1 (100,000 * 0.21/1000), considering 5100,000 is the coverage she opts for. The calculation is-> {Coverage* [(Rate applied as per gender/smoking status/ aqe)/1000]}.

How can you configure a rate for the company\\'s plan?

- A. Configure an eligibility profile with age-derived factors. Attach it to the plan. Then create a standard fate with the calculation method as Multiple of Coverage.
- B. Configure a secondary rate with the calculation method as Multiple of Coverage.
- C. Configure a fast formula calling this table. Configure a secondary standard rate with the calculation method as Formula. Then create another standard rate with type and the calculation method aS Multiple of Parent.
- D. Configure a primary rate with the calculation method as Multiple of Coverage.

Correct Answer: D

QUESTION 5

The company has the following two plans:

1.

Life Insurance Plan with Option 1: Employee only and Option 2: Employee Plus Family

2.

Medical Insurance Plan with Option 1: Employee only. Option 2: Employee Plus Spouse, and Option 3: Employee Plus Spouse Plus Child

The company wants to automatically enroll salaried employees into Medical Insurance Option 3: Employee plus Spouse



plusChild, if the employee has enrolled into Life Insurance Plan Option 2: Employee Plus family.

Which is the correct configuration for this scenario?

- A. Configure the eligibility profile with parameter Person Type > Employee and Employment tab > Salaried or Hourly as Salaried and attach this to both the plans.
- B. Configure the eligibility profile with parameter- Person Type > Employee and Employment tab > Salaried or Hourly as Salaried. Related coverage > Eligible for another plan and attach this to both the plans..
- C. Configure the eligibility profile with parameter- Employment tab > Salaried or Hourly as Salaried and attach this to both the plans.
- D. Configure the eligibility profile with parameter- Personal > Person Type > Employee and Employment tab > Salaried o. Hourly as Salaried" Related coverage > Eligible in another option in plan and attach this to both the plans.

Correct Answer: D

[1Z0-1053-22 PDF Dumps](#)

[1Z0-1053-22 Study Guide](#)

[1Z0-1053-22 Exam Questions](#)