



1Z0-1045-22^{Q&As}

Oracle Warehouse Management Cloud 2022 Implementation
Professional





Pass Oracle 1Z0-1045-22 Exam with 100% Guarantee

Free Download Real Questions & Answers **PDF** and **VCE** file from:

<https://www.passapply.com/1z0-1045-22.html>

100% Passing Guarantee
100% Money Back Assurance

Following Questions and Answers are all new published by Oracle
Official Exam Center

-  **Instant Download** After Purchase
-  **100% Money Back** Guarantee
-  **365 Days** Free Update
-  **800,000+** Satisfied Customers





QUESTION 1

You are monitoring the progress of the picking wave and notice that a rush order needs to be picked immediately.

Which two steps should you take to complete the Picking Tasks as soon as possible? (Choose two.)

- A. Select the tasks in the Tasks UI, and confirm the pick in the UI.
- B. Select the tasks in the Tasks UI, select Cancel Task, and re-run the wave.
- C. Manually take the inventory from the location to the shipping area.
- D. Select the tasks and in the Tasks UI, select Change Task Priority to give the task a higher priority.
- E. Select the tasks in the Tasks UI, select Assign user, and let the picker know that he/she is to select the tasks for immediate pick.

Correct Answer: AE

QUESTION 2

Your company's count process has two levels: First, at the end of each quarter, the operators will need to get a list of all the LPN numbers in every location via cycle count. Second, at the end of each month, the operators will do a spot check for any 100 LPNs and count their content information, and to save time, they will scan each item only once and enter the total quantity of the item marked on the inner package inside an LPN. Your company has reserve locations only for storage and you're doing the WMS Cloud configuration for the operators.

Which two tasks should you complete? (Choose two.)

- A. Create a Cycle Cnt RF screen for the operators to use, and leave the content-count RF parameter blank.
- B. Create a Resv Nbr Cnt RF screen for the operators to use.
- C. Enable the Reount Location Detail cc_trigger.
- D. Create a Cycle Cnt RF screen for the operators to use, and set the content-count RF parameter to By Sku Qty.
- E. Create a Cycle count for LPN deferred/immediate updates RF screen for the operators to use, and set the sku-scan-mode RF parameter to By Qty Scan.

Correct Answer: BE

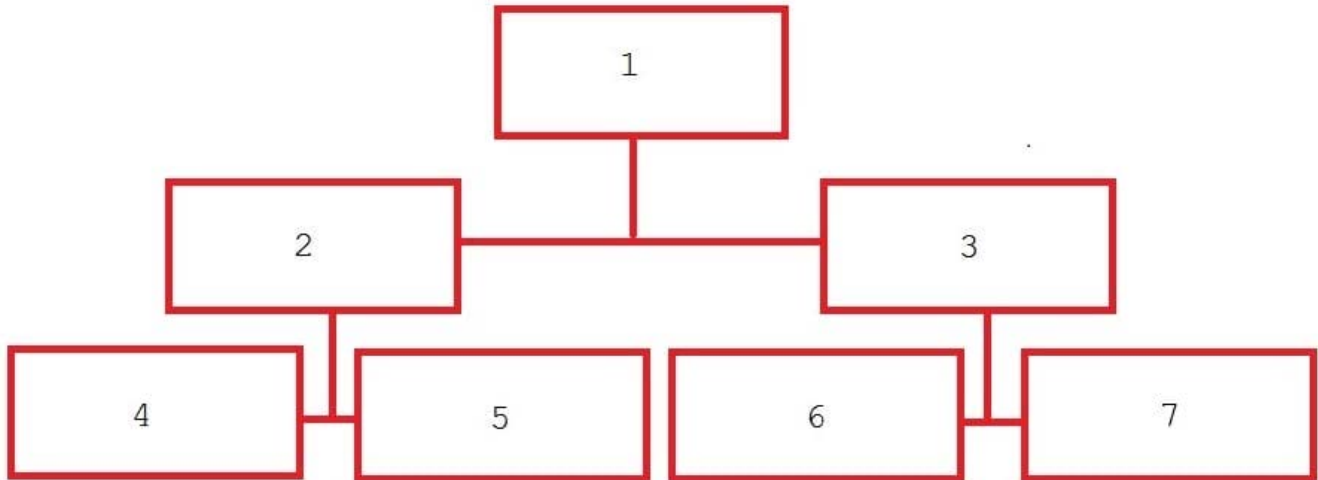
QUESTION 3

The above diagram shows a typical Third Party Logistics (3PL) structure. Identify the Facility, Company, and User



levels, as applicable, in sequential order (that is, the proper label for box 1 is listed 1st in sequence).

3PL Facility Support - Sample Hierarchy



- A. 1=Facility 1, 2=Company 1, 3=Company 2, 4=Super User 1, 5=Facility 2, 6=Facility 3, 7=Facility 4
- B. 1=Parent 3PL, 2=Facility 1, 3=Facility 2, 4=Company 1, 5=Company 2, 6=Company 3, 7=Company 1
- C. 1=Company 1, 2=Parent 3PL, 3=Company 2, 4=Facility 1, 5=Facility 2, 6=Facility 3, 7=Facility 4
- D. 1=Super User, 2=Parent 3PL, 3=Company 1, 4=Facility 1, 5=Facility 2, 6=Facility 3, 7=Facility 4

Correct Answer: C

QUESTION 4

Which two configurations are necessary to use a pick-to-cart functionality? (Choose two.)

- A. Configure label types for cart capacity
- B. Configure the Print Task setting
- C. Define the OBLPN Types
- D. Define the Cubing Rule
- E. Add the Pick Cart UI to the Receiving personnel's menu

Correct Answer: CE

QUESTION 5

Your customer is a Third Party Logistics operator (3PL) and ships multiple customer's orders from two centralized facilities, one on each coast of the country. How do you set up the Facility, Company, and User hierarchy in the system



(in sequential order)?

- A. Because of the distance between Facilities, you recommend two WMS Cloud instances for your customer.
- B. Create the 3PL's customer's Companies first, then the Users, next assign customers and Users to the Facilities, and finally create an Admin account for the 3PL in each facility.
- C. Create the Parent 3PL Company, then the Facilities, next the Companies, next re-create each User in each facility he or she is eligible for work.
- D. Create the Parent 3PL Company, then nested Locations Zones to represent the facilities and the customer Companies and finally add the Users.
- E. Create the Parent Company as the 3PL, then the two facilities, next the Users in the facilities, and the Companies that represent the customers, and the users to the companies.

Correct Answer: E

[Latest 1Z0-1045-22 Dumps](#)

[1Z0-1045-22 Practice Test](#)

[1Z0-1045-22 Braindumps](#)