

100% Money Back
Guarantee

Vendor: Microsoft

Exam Code: 70-553

Exam Name: UPGRADE: MCSD Microsoft .NET Skills to
MCPD Enterprise Application Developer: Part 1 & Part 2

Version: Demo

| | | | |
|-------------------|---|-------------------------|------------|
| Exam Name: | UPGRADE: MCSD MS.NET Skills to MCPD Enterprise Application Developer Pt1 | | |
| Exam Type: | Microsoft | | |
| Exam Code: | 70-553 | Total Questions: | 174 |

Microsoft 70-553(C#)

Question: 1

You are creating a class that uses unmanaged resources. This class maintains references to managed resources on other objects. You need to ensure that users of this class can explicitly release resources when the class instance ceases to be needed. Which three actions should you perform? (Each correct answer presents part of the solution. Choose three.)

- A. Define the class such that it inherits from the WeakReference class.
- B. Define the class such that it implements the IDisposable interface.
- C. Create a class destructor that calls methods on other objects to release the managed resources.
- D. Create a class destructor that releases the unmanaged resources.
- E. Create a Dispose method that calls System.GC.Collect to force garbage collection.
- F. Create a Dispose method that releases unmanaged resources and calls methods on other objects to release the managed resources.

Answer: B, D, F

Question: 2

You are creating an undo buffer that stores data modifications. You need to ensure that the undo functionality undoes the most recent data modifications first. You also need to ensure that the undo buffer permits the storage of strings only. Which code segment should you use?

- A. `Stack<string> undoBuffer = new Stack<string>();`
- B. `Stack undoBuffer = new Stack();`
- C. `Queue<string> undoBuffer = new Queue<string>();`
- D. `Queue undoBuffer = new Queue();`

Answer: A

Question: 3

You need to create a method to clear a Queue named q. Which code segment should you use?

- A. `foreach (object e in q) { q.Dequeue();}`
- B. `foreach (object e in q) { Enqueue(null);}`
- C. `q.Clear();`
- D. `q.Dequeue();`

Answer: C

Question: 4

You are developing an application that stores data about your company's sales and technical support teams. You need to ensure that the name and contact information for each person is available as a single collection when a user queries details about a specific team. You also need to ensure that the data collection guarantees type safety. Which code segment should you use?

- A. `Hashtable team = new Hashtable();team.Add(1, "Hance");team.Add(2, "Jim");team.Add(3, "Hanif");team.Add(4, "Kerim");team.Add(5, "Alex");team.Add(6, "Mark");team.Add(7, "Roger");team.Add(8, "Tommy");`
- B. `ArrayList team = new ArrayList(); team.Add("1, Hance");team.Add("2, Jim");team.Add("3,`

| | | | |
|-------------------|---|-------------------------|------------|
| Exam Name: | UPGRADE: MCSD MS.NET Skills to MCPD Enterprise Application Developer Pt1 | | |
| Exam Type: | Microsoft | | |
| Exam Code: | 70-553 | Total Questions: | 174 |

- ```
Hanif");team.Add("4, Kerim");team.Add("5, Alex");team.Add("6, Mark");team.Add("7,
Roger");team.Add("8,
Tommy");
```
- C. Dictionary<int, string> team = new Dictionary<int, string>(); team.Add(1, "Hance");team.Add(2, "Jim");team.Add(3, "Hanif");team.Add(4, "Kerim");team.Add(5, "Alex");team.Add(6, "Mark");team.Add(7, "Roger");team.Add(8, "Tommy");
- D. string[] team = new string[] { "1, Hance", "2, Jim", "3, Hanif", "4, Kerim", "5, Alex", "6, Mark", "7, Roger", "8, Tommy"};

**Answer: C**

**Question: 5**

You are developing a custom-collection class. You need to create a method in your class. You need to ensure that the method you create in your class returns a type that is compatible with the Foreach statement. Which criterion should the method meet?

- A. The method must return a type of either IEnumerator or IEnumerable.
- B. The method must return a type of IComparable.
- C. The method must explicitly contain a collection.
- D. The method must be the only iterator in the class.

**Answer: A**

**Question: 6**

You are writing a custom dictionary. The custom-dictionary class is named MyDictionary. You need to ensure that the dictionary is type safe. Which code segment should you use?

- A. class MyDictionary : Dictionary<string, string>
- B. class MyDictionary : HashTable
- C. class MyDictionary : IDictionary
- D. class MyDictionary { ... } Dictionary<string, string> t = new Dictionary<string, string>();MyDictionary dictionary = (MyDictionary)t;

**Answer: A**

**Question: 7**

You are changing the security settings of a file named MyData.xml. You need to preserve the existing inherited access rules. You also need to prevent the access rules from inheriting changes in the future. Which code segment should you use?

- A. FileSecurity security = new FileSecurity("mydata.xml", AccessControlSections.All);security.SetAccessRuleProtection(true, true);File.SetAccessControl("mydata.xml", security);
- B. FileSecurity security = new FileSecurity();security.SetAccessRuleProtection(true, true);File.SetAccessControl("mydata.xml", security);
- C. FileSecurity security = File.GetAccessControl("mydata.xml");security.SetAccessRuleProtection(true, true);
- D. FileSecurity security = File.GetAccessControl("mydata.xml");security.SetAuditRuleProtection(true, true);File.SetAccessControl("mydata.xml", security);

**Answer: A**

|                   |                                                                                 |                         |            |
|-------------------|---------------------------------------------------------------------------------|-------------------------|------------|
| <b>Exam Name:</b> | <b>UPGRADE: MCSD MS.NET Skills to MCPD Enterprise Application Developer Pt1</b> |                         |            |
| <b>Exam Type:</b> | <b>Microsoft</b>                                                                |                         |            |
| <b>Exam Code:</b> | <b>70-553</b>                                                                   | <b>Total Questions:</b> | <b>174</b> |

**Question: 8**

You are developing an application that will deploy by using ClickOnce. You need to test if the application executes properly. You need to write a method that returns the object, which prompts the user to install a ClickOnce application. Which code segment should you use?

- A. Return ApplicationSecurityManager.ApplicationTrustManager;
- B. Return AppDomain.CurrentDomain.ApplicationTrust;
- C. Return new HostSecurityManager();
- D. Return SecurityManager.PolicyHierarchy();

**Answer: A**

**Question: 9**

You are developing an application that will use custom authentication and role-based security. You need to write a code segment to make the runtime assign an unauthenticated principal object to each running thread. Which code segment should you use?

- A. AppDomain domain = AppDomain.CurrentDomain; domain.SetPrincipalPolicy(PrincipalPolicy.WindowsPrincipal);
- B. AppDomain domain = AppDomain.CurrentDomain; domain.SetThreadPrincipal(new WindowsPrincipal(null));
- C. AppDomain domain = AppDomain.CurrentDomain; domain.SetAppDomainPolicy(PolicyLevel.CreateAppDomainLevel());
- D. AppDomain domain = AppDomain.CurrentDomain; domain.SetPrincipalPolicy(PrincipalPolicy.UnauthenticatedPrincipal);

**Answer: D**

**Question: 10**

You are writing code for user authentication and authorization. The username, password, and roles are stored in your application data store. You need to establish a user security context that will be used for authorization checks such as IsInRole. You write the following code segment to authorize the user.

```
if (!TestPassword(userName, password))
 throw new Exception("could not authenticate user");
String[] userRolesArray = LookupUserRoles(userName);
```

You need to complete this code so that it establishes the user security context. Which code segment should you use?

- A. GenericIdentity ident = new GenericIdentity(userName); GenericPrincipal currentUser = new GenericPrincipal(ident, userRolesArray); Thread.CurrentPrincipal = currentUser;
- B. WindowsIdentity ident = new WindowsIdentity(userName); WindowsPrincipal currentUser = new WindowsPrincipal(ident); Thread.CurrentPrincipal = currentUser;
- C. NTAccount userNTName = new NTAccount(userName); GenericIdentity ident = new GenericIdentity(userNTName.Value); GenericPrincipal currentUser = new GenericPrincipal(ident, userRolesArray); Thread.CurrentPrincipal = currentUser;
- D. IntPtr token = IntPtr.Zero; token = LogonUserUsingInterop(userName, encryptedPassword); WindowsImpersonationContext ctx = WindowsIdentity.Impersonate(token);

**Answer: A**

**Question: 11**

|                   |                                                                                 |                         |            |
|-------------------|---------------------------------------------------------------------------------|-------------------------|------------|
| <b>Exam Name:</b> | <b>UPGRADE: MCSD MS.NET Skills to MCPD Enterprise Application Developer Pt1</b> |                         |            |
| <b>Exam Type:</b> | <b>Microsoft</b>                                                                |                         |            |
| <b>Exam Code:</b> | <b>70-553</b>                                                                   | <b>Total Questions:</b> | <b>174</b> |

You are developing a method to hash data with the Secure Hash Algorithm. The data is passed to your method as a byte array named message. You need to compute the hash of the incoming parameter by using SHA1. You also need to place the result into a byte array named hash. Which code segment should you use?

- A. SHA1 sha = new SHA1CryptoServiceProvider();byte[] hash = null;sha.TransformBlock(message, 0, message.Length, hash, 0);
- B. SHA1 sha = new SHA1CryptoServiceProvider();byte[] hash = BitConverter.GetBytes(sha.GetHashCode());
- C. SHA1 sha = new SHA1CryptoServiceProvider();byte[] hash = sha.ComputeHash(message);
- D. SHA1 sha = new SHA1CryptoServiceProvider();sha.GetHashCode();byte[] hash = sha.Hash;

**Answer: C**

**Question: 12**

You are developing an auditing application to display the trusted ClickOnce applications that are installed on a computer. You need the auditing application to display the origin of each trusted application. Which code segment should you use?

- A. ApplicationTrustCollection trusts;trusts = ApplicationSecurityManager.UserApplicationTrusts;foreach (ApplicationTrust trust in trusts) { Console.WriteLine(trust.ToString());}
- B. ApplicationTrustCollection trusts;trusts = ApplicationSecurityManager.UserApplicationTrusts;foreach (ApplicationTrust trust in trusts) { Console.WriteLine(trust.ExtraInfo.ToString());}
- C. ApplicationTrustCollection trusts;trusts = ApplicationSecurityManager.UserApplicationTrusts;foreach (ApplicationTrust trust in trusts) { Console.WriteLine(trust.ApplicationIdentity.FullName);}
- D. ApplicationTrustCollection trusts;trusts = ApplicationSecurityManager.UserApplicationTrusts;foreach (object trust in trusts) { Console.WriteLine(trust.ToString());}

**Answer: C**

**Question: 13**

You are developing a method to call a COM component. You need to use declarative security to explicitly request the runtime to perform a full stack walk. You must ensure that all callers have the required level of trust for COM interop before the callers execute your method. Which attribute should you place on the method?

- A. [SecurityPermission( SecurityAction.Demand, Flags=SecurityPermissionFlag.UnmanagedCode)]
- B. [SecurityPermission( SecurityAction.LinkDemand, Flags=SecurityPermissionFlag.UnmanagedCode)]
- C. [SecurityPermission( SecurityAction.Assert, Flags = SecurityPermissionFlag.UnmanagedCode)]
- D. [SecurityPermission( SecurityAction.Deny, Flags = SecurityPermissionFlag.UnmanagedCode)]

**Answer: A**

**Question: 14**

You are creating an assembly named Assembly1. Assembly1 contains a public method. The global cache contains a second assembly named Assembly2. You must ensure that the public method is only called from Assembly2. Which permission class should you use?

|                   |                                                                                 |                         |            |
|-------------------|---------------------------------------------------------------------------------|-------------------------|------------|
| <b>Exam Name:</b> | <b>UPGRADE: MCSD MS.NET Skills to MCPD Enterprise Application Developer Pt1</b> |                         |            |
| <b>Exam Type:</b> | <b>Microsoft</b>                                                                |                         |            |
| <b>Exam Code:</b> | <b>70-553</b>                                                                   | <b>Total Questions:</b> | <b>174</b> |

- A. GaclIdentityPermission
- B. PublisherIdentityPermission
- C. DataProtectionPermission
- D. StrongNameIdentityPermission

**Answer: D**

**Question: 15**

You create a DirectorySecurity object for the working directory. You need to identify the user accounts and groups that have read and write permissions. Which method should you use on the DirectorySecurity object?

- A. The GetAuditRules method
- B. The GetAccessRules method
- C. The AccessRuleFactory method
- D. The AuditRuleFactory method

**Answer: B**

**Question: 16**

You are developing an application that runs by using the credentials of the end user. Only users who are members of the Administrator group get permission to run the application. You write the following security code to protect sensitive data within the application. bool isAdmin = false; WindowsBuiltInRole role = WindowsBuiltInRole.Administrator;

...

if (!isAdmin)

throw new Exception("User not permitted");

You need to add a code segment to this security code to ensure that the application throws an exception if

a user is not a member of the Administrator group. Which code segment should you use?

- A. WindowsPrincipal currentUser = (WindowsPrincipal)Thread.CurrentPrincipal;isAdmin = currentUser.IsInRole(role);
- B. WindowsIdentity currentUser = WindowsIdentity.GetCurrent();foreach (IdentityReference grp in currentUser.Groups) { NTAccount grpAccount = ((NTAccount)grp.Translate(typeof(NTAccount))); isAdmin = grp.Value.Equals(role); if (isAdmin) break;}
- C. GenericPrincipal currentUser = (GenericPrincipal) Thread.CurrentPrincipal;isAdmin = currentUser.IsInRole(role.ToString());
- D. WindowsIdentity currentUser = (WindowsIdentity)Thread.CurrentPrincipal.Identity;isAdmin = currentUser.Name.EndsWith("Administrator");

**Answer: A**

**Question: 17**

You are developing a server application that will transmit sensitive information on a network. You create an X509Certificate object named certificate and a TcpClient object named client. You need to create an SslStream to communicate by using the Transport Layer Security 1.0 protocol. Which code segment should you use?

- A. SslStream ssl = new SslStream(client.GetStream());ssl.AuthenticateAsServer( certificate, false, SslProtocols.None, true);
- B. SslStream ssl = new SslStream(client.GetStream());ssl.AuthenticateAsServer( certificate, false,

|                   |                                                                                 |                         |            |
|-------------------|---------------------------------------------------------------------------------|-------------------------|------------|
| <b>Exam Name:</b> | <b>UPGRADE: MCSD MS.NET Skills to MCPD Enterprise Application Developer Pt1</b> |                         |            |
| <b>Exam Type:</b> | <b>Microsoft</b>                                                                |                         |            |
| <b>Exam Code:</b> | <b>70-553</b>                                                                   | <b>Total Questions:</b> | <b>174</b> |

- ```
SslProtocols.Ssl3, true);
C. SslStream ssl = new SslStream(client.GetStream());ssl.AuthenticateAsServer( certificate,
false,
SslProtocols.Ssl2, true);
D. SslStream ssl = new SslStream(client.GetStream()); ssl.AuthenticateAsServer( certificate,
false,
SslProtocols.Tls, true);
```

Answer: D

Question: 18


You are developing a method to hash data for later verification by using the MD5 algorithm. The data is passed to your method as a byte array named message. You need to compute the hash of the incoming parameter by using MD5. You also need to place the result into a byte array. Which code segment should you use?

- ```
A. HashAlgorithm algo = HashAlgorithm.Create("MD5");byte[] hash =
algo.ComputeHash(message);
B. HashAlgorithm algo = HashAlgorithm.Create("MD5");byte[] hash =
BitConverter.GetBytes(algo.GetHashCode());
C. HashAlgorithm algo;algo = HashAlgorithm.Create(message.ToString());byte[] hash =
algo.Hash;
D. HashAlgorithm algo = HashAlgorithm.Create("MD5");byte[] hash =
null;algo.TransformBlock(message, 0,
message.Length, hash, 0);
```

**Answer: A**

**Question: 19**

You are developing a utility screen for a new client application. The utility screen displays a thermometer that conveys the current status of processes being carried out by the application. You need to draw a rectangle on the screen to serve as the background of the thermometer as shown in the exhibit. The rectangle must be filled with gradient shading. (Click the Exhibit button.) Which code segment should you choose?



- ```
A. Rectangle rectangle = new Rectangle(10, 10, 450, 25); LinearGradientBrush rectangleBrush =
new
LinearGradientBrush(rectangle, Color.AliceBlue, Color.CornflowerBlue,
LinearGradientMode.ForwardDiagonal); Pen rectanglePen = new Pen(rectangleBrush);
Graphics g =
this.CreateGraphics(); g.DrawRectangle(rectanglePen, rectangle);
B. Rectangle rectangle = new Rectangle(10, 10, 450, 25); LinearGradientBrush rectangleBrush =
new
LinearGradientBrush(rectangle, Color.AliceBlue, Color.CornflowerBlue,
LinearGradientMode.ForwardDiagonal); Pen rectanglePen = new Pen(rectangleBrush);
Graphics g =
this.CreateGraphics(); g.FillRectangle(rectangleBrush, rectangle);
```


| | | | |
|-------------------|---|-------------------------|------------|
| Exam Name: | UPGRADE: MCSD MS.NET Skills to MCPD Enterprise Application Developer Pt1 | | |
| Exam Type: | Microsoft | | |
| Exam Code: | 70-553 | Total Questions: | 174 |

- C. `RectangleF rectangle = new RectangleF(10f, 10f, 450f, 25f); Point[] points = new Point[] {new Point(0, 0), new Point(110, 145)}; LinearGradientBrush rectangleBrush = new LinearGradientBrush(rectangle, Color.AliceBlue, Color.CornflowerBlue, LinearGradientMode.ForwardDiagonal); Pen rectanglePen = new Pen(rectangleBrush); Graphics g = this.CreateGraphics(); g.DrawPolygon(rectanglePen, points);`
- D. `RectangleF rectangle = new RectangleF(10f, 10f, 450f, 25f); SolidBrush rectangleBrush = new SolidBrush(Color.AliceBlue); Pen rectanglePen = new Pen(rectangleBrush); Graphics g = this.CreateGraphics(); g.DrawRectangle(rectangleBrush, rectangle);`

Answer: B

Question: 20

You create an application to send a message by e-mail. An SMTP server is available on the local subnet. The SMTP server is named smtp.contoso.com. To test the application, you use a source address, me@contoso.com, and a target address, you@contoso.com. You need to transmit the e mail message. Which code segment should you use?

- A. `MailAddress addrFrom = new MailAddress("me@contoso.com", "Me");MailAddress addrTo = new MailAddress("you@contoso.com", "You");MailMessage message = new MailMessage(addrFrom, addrTo);message.Subject = "Greetings!";message.Body = "Test";message.Dispose();`
- B. `string strSmtpClient = "smtp.contoso.com";string strFrom = "me@contoso.com";string strTo = "you@contoso.com";string strSubject = "Greetings!";string strBody = "Test";MailMessage msg = new MailMessage(strFrom, strTo, strSubject, strSmtpClient);`
- C. `MailAddress addrFrom = new MailAddress("me@contoso.com");MailAddress addrTo = new MailAddress("you@contoso.com");MailMessage message = new MailMessage(addrFrom, addrTo);message.Subject = "Greetings!";message.Body = "Test";SmtpClient client = new SmtpClient("smtp.contoso.com");client.Send(message);`
- D. `MailAddress addrFrom = new MailAddress("me@contoso.com", "Me");MailAddress addrTo = new MailAddress("you@contoso.com", "You");MailMessage message = new MailMessage(addrFrom, addrTo);message.Subject = "Greetings!";message.Body = "Test";SocketInformation info = new SocketInformation();Socket client = new Socket(info);System.Text.ASCIIEncoding enc = new System.Text.ASCIIEncoding();byte[] msgBytes = enc.GetBytes(message.ToString());client.Send(msgBytes);`

Answer: C

Question: 21

You are using the Microsoft Visual Studio 2005 IDE to examine the output of a method that returns a string. You assign the output of the method to a string variable named fName.

You need to write a code segment that prints the following on a single line

The message: "Test Failed: "

The value of fName if the value of fName does not equal "John"

You also need to ensure that the code segment simultaneously facilitates uninterrupted execution of the application. Which code segment should you use?

- A. `Debug.Assert(fName == "John", "Test Failed: ", fName);`
- B. `Debug.WriteLineIf(fName != "John", fName, "Test Failed");`
- C. `if (fName != "John") { Debug.Print("Test Failed: "); Debug.Print(fName); }`

| | | | |
|-------------------|---|-------------------------|------------|
| Exam Name: | UPGRADE: MCSD MS.NET Skills to MCPD Enterprise Application Developer Pt1 | | |
| Exam Type: | Microsoft | | |
| Exam Code: | 70-553 | Total Questions: | 174 |

D. if (fName != "John") { Debug.WriteLine("Test Failed: "); Debug.WriteLine(fName); }

Answer: B

Question: 22

You need to write a code segment that will add a string named strConn to the connection string section of the application configuration file. Which code segment should you use?

- A. Configuration myConfig = ConfigurationManager.OpenExeConfiguration(ConfigurationUserLevel.None);myConfig.ConnectionStrings.ConnectionStrings.Add(new ConnectionStringSettings("ConnStr1", strConn));myConfig.Save();
- B. Configuration myConfig = ConfigurationManager.OpenExeConfiguration(ConfigurationUserLevel.None);myConfig.ConnectionStrings.ConnectionStrings.Add(new ConnectionStringSettings("ConnStr1", strConn));ConfigurationManager.RefreshSection("ConnectionStrings");
- C. ConfigurationManager.ConnectionStrings.Add(new ConnectionStringSettings("ConnStr1", strConn));ConfigurationManager.RefreshSection("ConnectionStrings");
- D. ConfigurationManager.ConnectionStrings.Add(new ConnectionStringSettings("ConnStr1", strConn));Configuration myConfig = ConfigurationManager.OpenExeConfiguration(ConfigurationUserLevel.None);myConfig.Save();

Answer: A

Question: 23

You create a class library that contains the class hierarchy defined in the following code segment. (Line numbers are included for reference only.)

```

01 public class Group {
02     public Employee[] Employees;
03 }
04 public class Employee {
05     public string Name;
06 }
07 public class Manager : Employee {
08     public int Level;
09 }

```

You create an instance of the Group class. You populate the fields of the instance. When you attempt to serialize the instance by using the Serialize method of the XmlSerializer class, you receive InvalidOperationException. You also receive the following error message: "There was an error generating the XML document." You need to modify the code segment so that you can successfully serialize instances of the Group class by using the XmlSerializer class. You also need to ensure that the XML output contains an element for all public fields in the class hierarchy. What should you do?

- A. Insert the following code between lines 1 and 2 of the code segment: [XmlAttribute(Type = typeof(Employee))] [XmlAttribute(Type = typeof(Manager))]
- B. Insert the following code between lines 1 and 2 of the code segment: [XmlElement(Type = typeof(Employees))]
- C. Insert the following code between lines 1 and 2 of the code segment: [XmlArray(ElementName="Employees")]
- D. Insert the following code between lines 3 and 4 of the code segment: [XmlElement(Type = typeof(Employee))] and insert the following code between lines 6 and 7 of the code segment: [XmlElement(Type = typeof(Manager))]

| | | | |
|-------------------|---|-------------------------|------------|
| Exam Name: | UPGRADE: MCSD MS.NET Skills to MCPD Enterprise Application Developer Pt1 | | |
| Exam Type: | Microsoft | | |
| Exam Code: | 70-553 | Total Questions: | 174 |

Answer: A

Question: 24

You are creating a class that performs complex financial calculations. The class contains a method named `GetCurrentRate` that retrieves the current interest rate and a variable named `currRate` that stores the current interest rate. You write serialized representations of the class. You need to write a code segment that updates the `currRate` variable with the current interest rate when an instance of the class is deserialized. Which code segment should you use?

- A. `[OnSerializing]internal void UpdateValue (StreamingContext context) { currRate = GetCurrentRate();}`
- B. `[OnSerializing]internal void UpdateValue(SerializationInfo info) { info.AddValue("currentRate", GetCurrentRate());}`
- C. `[OnDeserializing]internal void UpdateValue(SerializationInfo info) { info.AddValue("currentRate", GetCurrentRate());}`
- D. `[OnDeserialized]internal void UpdateValue(StreamingContext context) { currRate = GetCurrentRate();}`

Answer: D

Question: 25

You are writing a method to compress an array of bytes. The bytes to be compressed are passed to the method in a parameter named `document`. You need to compress the contents of the incoming parameter. Which code segment should you use?

- A. `MemoryStream inStream = new MemoryStream(document);GZipStream zipStream = new GZipStream(inStream, CompressionMode.Compress); byte[] result = new byte[document.Length];zipStream.Write(result, 0, result.Length); return result;`
- B. `MemoryStream stream = new MemoryStream(document);GZipStream zipStream = new GZipStream(stream, CompressionMode.Compress);zipStream.Write(document, 0, document.Length);zipStream.Close();return stream.ToArray();`
- C. `MemoryStream outputStream = new MemoryStream();GZipStream zipStream = new GZipStream(outputStream, CompressionMode.Compress);zipStream.Write(document, 0, document.Length);zipStream.Close();return outputStream.ToArray();`
- D. `MemoryStream inStream = new MemoryStream(document);GZipStream zipStream = new GZipStream(inStream, CompressionMode.Compress); MemoryStream outputStream = new MemoryStream();int b;while ((b = zipStream.ReadByte()) != -1) { outputStream.WriteByte((byte)b);} return outputStream.ToArray();`

Answer: C

Question: 26

You create an application for your business partners to submit purchase orders. The application deserializes XML documents sent by your partners into instances of an object named `PurchaseOrder`. You need to modify the application so that it collects details if the deserialization process encounters any XML content that fails to map to public members of the `PurchaseOrder` object. What should you do?

- A. Define and implement an event handler for the `XmlSerializer.UnknownNode` event.
- B. Define a class that inherits from `XmlSerializer` and overrides the `XmlSerialize.FromMappings` method.

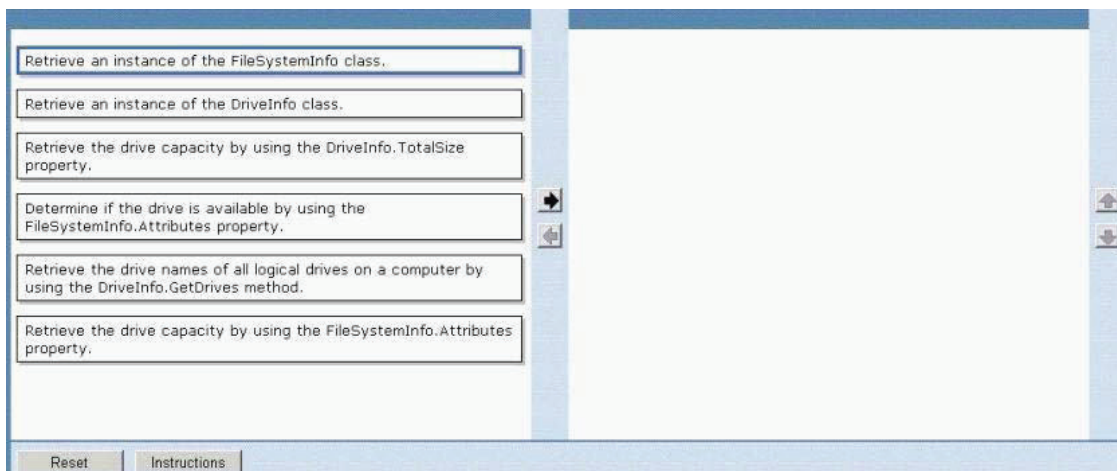
| | | | |
|-------------------|---|-------------------------|------------|
| Exam Name: | UPGRADE: MCSD MS.NET Skills to MCPD Enterprise Application Developer Pt1 | | |
| Exam Type: | Microsoft | | |
| Exam Code: | 70-553 | Total Questions: | 174 |

- C. Apply an XmlInclude attribute to the PurchaseOrder class definition.
- D. Apply an XmlIgnore attribute to the PurchaseOrder class definition.

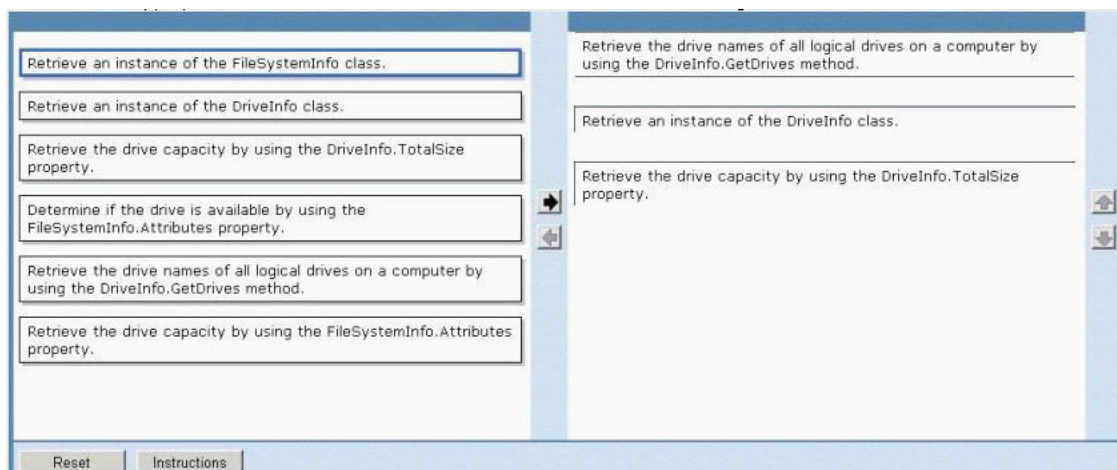
Answer: A

Question: 27

You are creating an application that provides information about the local computer. The application contains a form that lists each logical drive along with the drive properties, such as type, volume label, and capacity. You need to write a procedure that retrieves properties of each logical drive on the local computer. What should you do? To answer, move the three appropriate actions from the list of actions to the answer area and arrange them in the correct order.



Answer:



Question: 28

You are writing a method to compress an array of bytes. The array is passed to the method in a parameter named document. You need to compress the incoming array of bytes and return the result as an array of bytes. Which code segment should you use?

- A. `MemoryStream strm = new MemoryStream(document); DeflateStream deflate = new DeflateStream(strm,`

| | | | |
|-------------------|---|-------------------------|------------|
| Exam Name: | UPGRADE: MCSD MS.NET Skills to MCPD Enterprise Application Developer Pt1 | | |
| Exam Type: | Microsoft | | |
| Exam Code: | 70-553 | Total Questions: | 174 |

- ```

CompressionMode.Compress); byte[] result = new byte[document.Length];deflate.Write(result,
0,
result.Length); return result;
B. MemoryStream strm = new MemoryStream(document);DeflateStream deflate = new
DeflateStream(strm,
CompressionMode.Compress);deflate.Write(document, 0,
document.Length);deflate.Close();return
strm.ToArray();
C. MemoryStream strm = new MemoryStream();DeflateStream deflate = new
DeflateStream(strm,
CompressionMode.Compress);deflate.Write(document, 0,
document.Length);deflate.Close();return
strm.ToArray();
D. MemoryStream inStream = new MemoryStream(document);DeflateStream deflate = new
DeflateStream(inStream, CompressionMode.Compress); MemoryStream outStream = new
MemoryStream();int b;while ((b = deflate.ReadByte()) != -1) { outStream.WriteByte((byte)b);}
return outStream.ToArray();

```

**Answer: C**

**Question: 29**

You are creating a custom user control. The custom user control will be used on 10 Web Forms for an ASP.NET Web site that allows users to register and log on to a personalized experience. The custom user control uses two TextBox controls and two Button controls. You need to ensure that the controls are visible only when users are not logged on to the Web site. You also need to minimize the amount of effort in development and maintenance for the Web site. Which two actions should you perform? (Each correct answer presents part of the solution. Choose two.)

- A. Add the OnClick event handler for the Login button to the code used in the custom user control.
- B. Add the OnClick event handler for the Login button to the code used in the Web Form where the control is added.
- C. In the Page\_Load method of the Web Form, add a code segment to set the visibility of the TextBox and Button controls where the control is added.
- D. In the Page\_Load method of the custom user control, add a code segment to set the visibility of the TextBox and Button controls.

**Answer: A, D**

**Question: 30**

You create the following Web user control named ErrorMessage.

```

<%@ Control Language="C#" AutoEventWireup="true"
CodeFile="ErrorMessage.ascx.cs"
Inherits="ErrorMessage" %>
<script language="C#" runat="server">
protected string m_Text = "This is a default message!";
public string Text {
get{ return m_Text;}
set{ m_Text = value;}
}
</script>

```

The ErrorMessage control uses a public property that displays the error message. You need to change the default error message property on the Web Form in which the control is implemented. Which code segment should you use?

|                   |                                                                                 |                         |            |
|-------------------|---------------------------------------------------------------------------------|-------------------------|------------|
| <b>Exam Name:</b> | <b>UPGRADE: MCSD MS.NET Skills to MCPD Enterprise Application Developer Pt1</b> |                         |            |
| <b>Exam Type:</b> | <b>Microsoft</b>                                                                |                         |            |
| <b>Exam Code:</b> | <b>70-553</b>                                                                   | <b>Total Questions:</b> | <b>174</b> |

- A. <fabrikam:Message id="MyMessage" MyMessage-Text="This is a custom message!" runat="server"/>
- B. <fabrikam:Message id="MyMessage" MessageText="This is a custom message!" runat="server"/>
- C. <fabrikam:Message id="MyMessage" Text="This is a custom message!" runat="server"/>
- D. <fabrikam:Message id="MyMessage" Message\_Text="This is a custom message!" runat="server"/>

**Answer: C**

**Question: 31**

A test team plans to conduct performance testing on a Web site that is deployed on a staging server. The test team needs to modify the deployed Web Forms to test different scenarios. You need to deploy the Web site to the staging server without the Web site's source code files. What should you do?

- A. Compile the Web site in Microsoft Visual Studio 2005 by selecting Build Solution.
- B. Use the Copy Web tool.
- C. Use the Publish Web tool and select Allow this precompiled site to be updateable.
- D. Use aspnet\_compiler.exe with the default options.

**Answer: C**

**Question: 32**

You create a Web site that you must copy from a development server to a testing server, along with all source files. You do not have terminal access to the testing server. You need to create the virtual directory. Then you must copy the Web site to the virtual directory on the testing server without precompiling the site. What should you do?

- A. Use the Publish Web tool.
- B. Use the Copy Web tool.
- C. Use the command line to XCOPY the files.
- D. Create a Web Setup project.

**Answer: B**

**Question: 33**

You create a large, n-tier Web application that has a custom event tracking system. You need to create a custom event type that enables your event tracking system to record all relevant event details for all types of events. The events must be stored in Microsoft SQL Server. From which base type should your custom event type inherit?

- A. IWebEventCustomEvaluator
- B. WebEventProvider
- C. WebBaseEvent
- D. WebAuditEvent

**Answer: C**

**Question: 34**

You are deploying a Web site to a server managed by a hosting company. The only access you have to the server is through FTP. You need to precompile and deploy the Web site without its source files. What should you do?

- A. Use the Copy Web tool.

|                   |                                                                                 |                         |            |
|-------------------|---------------------------------------------------------------------------------|-------------------------|------------|
| <b>Exam Name:</b> | <b>UPGRADE: MCS5 MS.NET Skills to MCPD Enterprise Application Developer Pt1</b> |                         |            |
| <b>Exam Type:</b> | <b>Microsoft</b>                                                                |                         |            |
| <b>Exam Code:</b> | <b>70-553</b>                                                                   | <b>Total Questions:</b> | <b>174</b> |

- B. Use the Publish Web tool.
- C. Use XCOPY.
- D. Use the Web Setup project Installer.

**Answer: B**

**Question: 35**

You create a Web application. The Web application enables users to change fields in their personal profiles. Some of the changes are not persisting in the database. You need to raise a custom event to track each change that is made to a user profile so that you can locate the error. Which event should you use?

- A. WebAuditEvent
- B. WebEventManager
- C. WebBaseEvent
- D. WebRequestEvent

**Answer: C**

**Question: 36**

You are creating a mobile Web Form that displays your company's logo. The Web Form contains the following image control.

```
<mobile:Image ID="ImageLogo" runat=server ImageURL="logo-bw.gif">
</mobile:Image>
```

You need to display the logo in black and white on devices that do not support color. In addition, you need to display the logo in color on devices that support color. Which two actions should you perform? (Each correct answer presents part of the solution. Choose two.)

- A. Add a method to the code-behind file named isColor. Ensure that it returns a Boolean value and takes an instance of the MobileCapabilities class and a string.
- B. Add a method to the code-behind file named isColor. Ensure that it uses the MobileCapabilities class and returns a string indicating the URL of the image to display.
- C. Add the following code segment between your image control definition tags. <DeviceSpecific> <Choice Filter="isColor" ImageURL="logo-color.gif" /></DeviceSpecific>
- D. Add the following node to the deviceFilters element within the Web.config file. <filter name="isColor" compare="IsColor" argument="true" />

**Answer: A, C**

**Question: 37**

You create a mobile Web Form. The mobile Web Form contains a mobile Calendar control named calDate. You need to capture the date that users choose from the Calendar control. What should you do?

- A. Create an event handler for the OnSelectionChanged event of the calDate control. In the event handler, read the Calendars VisibleDate property.
- B. Create an event handler for the OnSelectionChanged event of the calDate control. In the event handler, read the Calendars SelectionDate property.
- C. Create an event handler for the OnInit event of the calDate control. In the event handler, read the Calendars VisibleDate property.
- D. Create an event handler for the OnInit event of the calDate control. In the event handler, read the Calendars SelectionDate property.

**Answer: B**



|                   |                                                                                 |                         |            |
|-------------------|---------------------------------------------------------------------------------|-------------------------|------------|
| <b>Exam Name:</b> | <b>UPGRADE: MCSD MS.NET Skills to MCPD Enterprise Application Developer Pt1</b> |                         |            |
| <b>Exam Type:</b> | <b>Microsoft</b>                                                                |                         |            |
| <b>Exam Code:</b> | <b>70-553</b>                                                                   | <b>Total Questions:</b> | <b>174</b> |

**Question: 38**

You are developing a Web application that has two distinct UIs. One UI is targeted to desktop browsers. The other UI is targeted to mobile devices. The mobile devices might or might not support cookies and relative URLs. Users request the Default.aspx page. You need to redirect users to the appropriate UI, depending on whether they are using a mobile device or a desktop browser. What are two possible ways to achieve this goal? (Each correct answer presents a complete solution. Choose two.)

- A. Add the following code segment to the Page\_Load event of Default.aspx. if (Request.Browser["IsMobileDevice"] == "true" ) { Response.Redirect("MobileDefault.aspx");} else { Response.Redirect("DesktopDefault.aspx");}
- B. Add the following code segment to the Page\_Load event of Default.aspx. if (Request.Browser.Type == "MobileDevice") { Response.Redirect("MobileDefault.aspx");} else { Response.Redirect("DesktopDefault.aspx");}
- C. Add the following node to the <system.web> element of the Web.config file. <httpRuntime useFullyQualifiedRedirectUrl="false" />
- D. Add the following node to the <system.web> element of the Web.config file. <httpRuntime useFullyQualifiedRedirectUrl="true" />

**Answer: A, D**

**Question: 39**

You create a server control that inherits from WebControl. You need to enable the server control to emit markup for a new kind of mobile device. You must not alter the code in the server controls. Which action should you perform? (Each answer presents part of the solution. Choose two)

- A. Create a class that inherits HtmlTextWriter and that can emit the new markup.
- B. Create a class that inherits StreamWriter and that can emit the new markup.
- C. Reference the class in the <capabilities> element of the new device's browser definition file.
- D. Reference the class in the <controlAdapters> element of the new device's browser definition file.

**Answer: A, D**

**Question: 40**

You have an SQL query that takes one minute to execute. You use the following code segment to execute the SQL query asynchronously.

```
IAsyncResult ar = cmd.BeginExecuteReader();
```

You need to execute a method named DoWork() that takes one second to run while the SQL query is executing. DoWork() must run as many times as possible while the SQL query is executing. Which code segment should you use?

- A. while (ar.AsyncWaitHandle == null) { DoWork();}dr = cmd.EndExecuteReader(ar);
- B. while (!ar.IsCompleted) { DoWork();}dr = cmd.EndExecuteReader(ar);
- C. while (Thread.CurrentThread.ThreadState == ThreadState.Running) { DoWork();}dr = cmd.EndExecuteReader(ar);
- D. while (!ar.AsyncWaitHandle.WaitOne()) { DoWork();}dr = cmd.EndExecuteReader(ar);

**Answer: B**

**Question: 41**



|                   |                                                                                 |                         |            |
|-------------------|---------------------------------------------------------------------------------|-------------------------|------------|
| <b>Exam Name:</b> | <b>UPGRADE: MCSD MS.NET Skills to MCPD Enterprise Application Developer Pt1</b> |                         |            |
| <b>Exam Type:</b> | <b>Microsoft</b>                                                                |                         |            |
| <b>Exam Code:</b> | <b>70-553</b>                                                                   | <b>Total Questions:</b> | <b>174</b> |

You are transferring records from one database to another. You need to decide whether you can use the SqlBulkCopy class to transfer the records. What should you do?

- A. Ensure that the source database is Microsoft SQL Server.
- B. Ensure that the destination database is Microsoft SQL Server.
- C. Ensure that the column names in the source table match the column names in the destination table.
- D. Ensure that the bulk copy program (bcp) utility is installed on the destination server.

**Answer: B**

**Question: 42**

You create a Web Form that contains a TreeView control. The TreeView control allows users to navigate within the Marketing section of your Web site. The following XML defines the site map for your site.

```
<siteMapNode url="~/default.aspx" title="Home"
description="Site Home Page">
<siteMapNode url="Sales.aspx" title="Sales"
description="Sales Home">
<siteMapNode url="SalesWest.aspx" title="West Region"
description="Sales for the West Region" />
<siteMapNode url="SalesEast.aspx" title="East Region"
description="Sales for the East Region" />
</siteMapNode>
<siteMapNode url="Marketing.aspx" title="Marketing"
description="Marketing Home">
<siteMapNode url="MarketNational.aspx" title="National
Campaign"
description="National marketing campaign" />
<siteMapNode url="MarketMidwest.aspx" title="Midwest
Campaign"
description="Midwest region marketing campaign" />
<siteMapNode url="MarketSouth.aspx" title="South Campaign"
description="South region marketing campaign" />
</siteMapNode>
</siteMapNode>
```

You need to bind the TreeView control to the site map data so that users can navigate only within the Marketing section. Which three actions should you perform? (Each correct answer presents part of the solution. Choose three.)

- A. Add a SiteMapDataSource control to the Web Form and bind the TreeView control to it.
- B. Add a SiteMapPath control to the Web Form and bind the TreeView control to it.
- C. Embed the site map XML within the SiteMap node of a Web.sitemap file.
- D. Embed the site map XML within the AppSettings node of a Web.config file.
- E. Set the StartingNodeUrl property of the SiteMapDataSource control to ~/Marketing.aspx.
- F. Set the SkipLinkText property of the SiteMapPath control to Sales.

**Answer: A, C, E**

**Question: 43**

You are developing a Web application. The Web application uses a GridView control to display data. You build your Web Forms for the Web application by dragging and dropping tables from the Data Connections tree in Server Explorer. You need to add a connection to your data by using the Add Connection dialog box as shown in the exhibit. (Click the Exhibit button.) During

|                   |                                                                                 |                         |            |
|-------------------|---------------------------------------------------------------------------------|-------------------------|------------|
| <b>Exam Name:</b> | <b>UPGRADE: MCSD MS.NET Skills to MCPD Enterprise Application Developer Pt1</b> |                         |            |
| <b>Exam Type:</b> | <b>Microsoft</b>                                                                |                         |            |
| <b>Exam Code:</b> | <b>70-553</b>                                                                   | <b>Total Questions:</b> | <b>174</b> |

the process, you need to configure the .NET Data Provider that you use to create the data source objects. What should you do?



- A. Right-click the connection, and click Properties. Modify the Provider property of the data connection.
- B. Click the Change button, and change the data provider for the selected data source.
- C. Click the Advanced button, and change the Data Source property to the target provider.
- D. Click the Advanced button, and change the Application Name property to the target provider.

**Answer: B**

**Question: 44**

You create a Web Form. The Web Form allows users to log on to an application. You include a Login control named Login1 on the Web Form. You need to write code in one of Login1's event handlers. This code must implement your custom logic that validates the user's credentials. In which event handler should you write the code?

- A. Login1\_LoggingIn
- B. Login1\_LoginError
- C. Login1\_Authenticate
- D. Login1\_LoggedIn
- E. Login1\_Load

|                   |                                                                                 |                         |            |
|-------------------|---------------------------------------------------------------------------------|-------------------------|------------|
| <b>Exam Name:</b> | <b>UPGRADE: MCSD MS.NET Skills to MCPD Enterprise Application Developer Pt1</b> |                         |            |
| <b>Exam Type:</b> | <b>Microsoft</b>                                                                |                         |            |
| <b>Exam Code:</b> | <b>70-553</b>                                                                   | <b>Total Questions:</b> | <b>174</b> |

**Answer: C**

**Question: 45**

You create a Web site. The Web site has many predefined roles and associated users that will be used for security purposes. You need to manage these roles and user accounts. Which tool should you use?

- A. the Microsoft .NET Framework Configuration tool
- B. the Code Access Security Policy tool
- C. the ASP.NET IIS Registration tool
- D. the Web Site Administration Tool

**Answer: D**

**Question: 46**

You create a Web Form. You add the following CreateUserWizard server control to the Web Form.

```
<asp:CreateUserWizard runat="server" ID="CU1" FinishCompleteButtonText="Continue">
<WizardSteps>
<asp:CreateUserWizardStep ID="CWS1" Runat="server" Title="New Account"/>
<asp:WizardStep ID="CWS2" Title="More Info" StepType="Step">
Given Name:<asp:TextBox runat="server" ID="txtGivenName" />
Last Surname:<asp:TextBox runat="server" ID="txtSurname" />
</asp:WizardStep>
<asp:CompleteWizardStep ID="CWS3" Runat="server" Title="Complete"/>
</WizardSteps>
</asp:CreateUserWizard>
```

You need to write code that redirects users to the first page of the wizard after they click the Continue button on the last page. Which code segment should you use?

- A. void CU1\_FinishButtonClick(object sender, WizardNavigationEventArgs e) { CU1.ActiveStepIndex = 1;}
- B. void CU1\_ContinueButtonClick(object sender, EventArgs e) { CU1.ActiveStepIndex = 1;}
- C. void CU1\_NextButtonClick(object sender, WizardNavigationEventArgs e) { CU1.ActiveStepIndex = 0;}
- D. void CU1\_ContinueButtonClick(object sender, EventArgs e) { CU1.ActiveStepIndex = 0;}

**Answer: D**

**Question: 47**

You are using the ASP.NET membership APIs to manage user accounts for a Web site. The Web.config file contains the definition for the membership provider. After modifying the Web.config file to enable password recovery, you create a PasswordReset.aspx file. You need to enable users to reset their passwords online. The new passwords must be sent to them by e-mail after they have logged on through the Login.aspx page. In addition, users must be required to answer their secret questions before resetting their passwords. Which code logic should you use?

- A. Add a PasswordRecovery element to the PasswordReset.aspx file and configure it.
- B. Modify the Page\_Load to set the Membership.EnablePasswordReset to True in the PasswordReset.aspx file.
- C. Add a ChangePassword element to the PasswordReset.aspx file and configure it.
- D. Modify the Login.aspx form to include a Required Field validator on the secret question answer text box. Then redirect users to the PasswordReset.aspx file.

|                   |                                                                                 |                         |            |
|-------------------|---------------------------------------------------------------------------------|-------------------------|------------|
| <b>Exam Name:</b> | <b>UPGRADE: MCSD MS.NET Skills to MCPD Enterprise Application Developer Pt1</b> |                         |            |
| <b>Exam Type:</b> | <b>Microsoft</b>                                                                |                         |            |
| <b>Exam Code:</b> | <b>70-553</b>                                                                   | <b>Total Questions:</b> | <b>174</b> |

**Answer: A**

**Question: 48**

You create a Web site that is for members only. The behavior of the Web site changes according to the role of the user. The Web site uses the ASP.NET Membership control for creation of user accounts. You need to find out whether a user is a member of a particular role. What should you do?

- A. Pass the user names and passwords to Membership.ValidateUser.
- B. Pass the role names to User.IsInRole.
- C. Pass the role names to Roles.RoleExists.
- D. Pass the user names to Membership.GetUser.

**Answer: B**

**Question: 49**

You create a Web site with membership and personalization enabled. You must use an existing CRM database for storing the membership information. You need to implement the Membership Provider. What should you do?

- A. Modify the connection string in the Web.config file to connect to the CRM database.
- B. Add new a SqlMembershipProvider to the Web.config file.
- C. Create a custom Membership Provider inheriting from MembershipProvider.
- D. Create a custom MembershipUser inheriting from MembershipUser.

**Answer: C**

**Question: 50**

You create a personalized home page. You want to enable users to choose from a selection of daily headlines from different news providers. You create a series of custom user controls. Each control points to a different news provider. You need to add these controls to the personalized home page. What should you do?

- A. Add the controls to a CatalogZone.
- B. Add the controls to a WebPartManager.
- C. Add the controls to a WebPartZone.
- D. Add the controls to a PageCatalogPart.

**Answer: C**

**Question: 51**

You create a master page named Article.master. Article.master serves as the template for articles on your Web site. The master page uses the following page directives.

```
<%@ Master Language="C#" Src="~/article.master.cs" Inherits="article" %>
```

You need to create a content page that uses the master page as a template. In addition, you need to use a single master page for all devices that access the Web site. Which code segment should you use?

- A. <%@ Page Language="C#" Theme="article"%>
- B. <%@ Page Language="C#" MasterPageFile="~/article.master"%>
- C. <%@ Page Language="C#" ie:MasterPageFile="~/article.master"%>
- D. <%@Page Language="C#" all:MasterPageFile="~/article.master"%>

**Answer: B**

|                   |                                                                                 |                         |            |
|-------------------|---------------------------------------------------------------------------------|-------------------------|------------|
| <b>Exam Name:</b> | <b>UPGRADE: MCSD MS.NET Skills to MCPD Enterprise Application Developer Pt1</b> |                         |            |
| <b>Exam Type:</b> | <b>Microsoft</b>                                                                |                         |            |
| <b>Exam Code:</b> | <b>70-553</b>                                                                   | <b>Total Questions:</b> | <b>174</b> |

**Question: 52**

You use a series of Web Parts to create a personalized home page for a Web site. The Web site does not use a master page. You need to enable the Web Parts to communicate with one another. Which control should you add to the personalized home page?

- A. PageCatalogPart
- B. ProxyWebPartManager
- C. WebPartManager
- D. WebPartZone

**Answer: C**

**Question: 53**

You create a master page named Template.master. Template.master contains the following ContentPlaceHolder server controls.

```
<asp:contentplaceholder id="area1" runat="server"/>
<asp:contentplaceholder id="area2" runat="server"/>
```

You also create 10 Web Forms. The Web Forms reference Template.master as their master page. Each

Web Form has the following Content controls that correspond to the ContentPlaceHolder controls in Template.master.

```
<asp:Content ContentPlaceHolderID="area1" Runat="Server"/>
<asp:Content ContentPlaceHolderID="area2" Runat="Server"/>
```

You need to configure the Web pages so that default content will be shown in the area2 ContentPlaceHolder control whenever a Web Form does not provide that content. What should you do?

- A. Move default content inside area2 in Template.master. Remove area2 from Web Forms that do not provide content.
- B. Move default content inside area2 in Template.master. Leave area2 blank in Web Forms that do not provide content.
- C. Move default content inside area2 in the Web Forms. Remove area2 from Template.master.
- D. Create an additional ContentPlaceHolder control in Template.master named area2\_default. Place default content inside area2\_default. Remove area2 from Web Forms that do not provide content.

**Answer: A**

**Question: 54**

You create a Web site. You add an EditorZone control to the home page on the Web site. You need to enable users to customize the size and location of the Web Parts on their home pages. Which two controls should you add to the EditorZone control? (Each correct answer presents part of the solution. Choose two.)

- A. BehaviorEditorPart
- B. AppearanceEditorPart
- C. PropertyGridEditorPart
- D. LayoutEditorPart

**Answer: B, D**

**Question: 55**

You create a Web application for your company's intranet. You want to enable users to customize their versions of the intranet home page. You create sections of content as Web Parts. You need

|                   |                                                                                 |                         |            |
|-------------------|---------------------------------------------------------------------------------|-------------------------|------------|
| <b>Exam Name:</b> | <b>UPGRADE: MCSD MS.NET Skills to MCPD Enterprise Application Developer Pt1</b> |                         |            |
| <b>Exam Type:</b> | <b>Microsoft</b>                                                                |                         |            |
| <b>Exam Code:</b> | <b>70-553</b>                                                                   | <b>Total Questions:</b> | <b>174</b> |

to ensure that users can customize content at any time. Which two code segments should you use? (Each correct answer presents part of the solution. Choose two.)

- A. `<asp:ConnectionsZone ID="ConnectionsZone1" Runat="server"> <ConnectVerb Enabled="true" /></asp:ConnectionsZone>`
- B. `<asp:CatalogZone ID="CatalogZone1" Runat="server"> <ZoneTemplate> <asp:PageCatalogPart Runat="server" ID="PageCatalogPart1" /> </ZoneTemplate></asp:CatalogZone>`
- C. `<asp:WebPartZone ID="WebPartZone1" Runat="server"> <ZoneTemplate> </ZoneTemplate></asp:WebPartZone>`
- D. `<asp:ProxyWebPartManager ID="ProxyWebPartmanager1" Runat="server" />`

**Answer: B, C**

**Question: 56**

Your Web site uses custom Themes. Your Web site must support additional Themes based on the user's company name. The company name is set when a user logs on to the Web site. The company's Theme name is stored in a variable named ThemeName. You need to use this variable to dynamically set the Web site's Theme. What should you do?

- A. Add the following code segment to the markup source of each page on the Web site. `<%@ Page Theme="ThemeName" ... %>`
- B. Add the following code segment to the Load event of each page on the Web site. `Page.Theme = ThemeName;`
- C. Add the following code segment to the PreInit event of each page on the Web site. `Page.Theme = ThemeName;`
- D. Add the following code segment to the Web site's configuration file. `<pages theme="ThemeName" />`

**Answer: C**

**Question: 57**

You create a Web Form. The Web Form calls a method as part of its processing. The method takes a long time to process. In addition, the other Web Forms in the ASP.NET Web site are now taking longer to process. You need to decrease the page response times by executing the long running method in parallel to other requests. Which two actions should you perform? (Each correct answer presents part of the solution. Choose two.)

- A. Call the method by using the BeginGetAysncData and EndGetAysncData delegates.
- B. Call the method within the PreInit and PreRenderComplete page events.
- C. Inside the page directive of the Web Form that calls the method, set the Async attribute to True.
- D. Inside the page directive of the Web Form that calls the method, set the CompilationMode attribute to Always.

**Answer: A, C**

**Question: 58**

You develop a Web application. Your application contains two settings in the Web.config file. You deploy your application to production. You need to modify the application settings in the

|                   |                                                                                 |                         |            |
|-------------------|---------------------------------------------------------------------------------|-------------------------|------------|
| <b>Exam Name:</b> | <b>UPGRADE: MCSD MS.NET Skills to MCPD Enterprise Application Developer Pt1</b> |                         |            |
| <b>Exam Type:</b> | <b>Microsoft</b>                                                                |                         |            |
| <b>Exam Code:</b> | <b>70-553</b>                                                                   | <b>Total Questions:</b> | <b>174</b> |

production environment without manually editing the XML markup in the Web.config file. What should you do?

- A. Modify the application settings by using the Web Site Administration Tool.
- B. Modify the application settings by using the Visual Studio property page editor for the project.
- C. Modify the application settings by using the resource editor.
- D. Modify the application settings by using the Visual Studio start options editor.

**Answer: A**

**Question: 59**

You are customizing a Windows Form to use a BackgroundWorker component named bgwExecute. bgwExecute performs a database operation in an event handler named WorkHandler. You need to ensure that users can see the progress of the database operation by viewing a progress bar named pbProgress. You want the progress bar to appear when the database operation is 50 percent complete. Which code segment should you use?

- A. 

```
public void StartBackground() { bgwExecute.WorkerReportsProgress = true;
 bgwExecute.ProgressChanged += new ProgressChangedEventHandler(ProgressHandler);
 bgwExecute.RunWorkerAsync();}void WorkHandler(object sender, DoWorkEventArgs e) {
 bgwExecute.ReportProgress(50);}void ProgressHandler(object sender,
 ProgressChangedEventArgs e) {
 pbProgress.Value = e.ProgressPercentage;}
```
- B. 

```
public void StartBackground() { bgwExecute.WorkerReportsProgress = true;
 bgwExecute.ProgressChanged += new ProgressChangedEventHandler(ProgressHandler);
 ThreadStart t = new
 ThreadStart(WorkHandler); bgwExecute.RunWorkerAsync(t);}void WorkHandler() {
 bgwExecute.ReportProgress(50);}void ProgressHandler(object sender,
 ProgressChangedEventArgs e) {
 pbProgress.Value = e.ProgressPercentage;}
```
- C. 

```
public void StartBackground() { bgwExecute.WorkerReportsProgress = true;
 bgwExecute.ProgressChanged += new ProgressChangedEventHandler(ProgressHandler);
 Thread t = new
 Thread(new ThreadStart(WorkHandler)); bgwExecute.RunWorkerAsync(t);}void WorkHandler()
 {
 bgwExecute.ReportProgress(50);}void ProgressHandler(object sender,
 ProgressChangedEventArgs e) {
 pbProgress.Value = e.ProgressPercentage;}
```
- D. 

```
public void StartBackground() { bgwExecute.WorkerReportsProgress = true;
 bgwExecute.DoWork +=
 new DoWorkEventHandler(WorkHandler); bgwExecute.ProgressChanged += new
 ProgressChangedEventHandler(ProgressHandler); bgwExecute.RunWorkerAsync();}void
 WorkHandler(object
 sender, DoWorkEventArgs e) { bgwExecute.ReportProgress(50);}void ProgressHandler(object
 sender,
 ProgressChangedEventArgs e) { pbProgress.Value = e.ProgressPercentage;}
```

**Answer: D**

**Question: 60**

You are customizing a Windows Form to update a database asynchronously by using an instance of a BackgroundWorker component named bgwExecute. You start the component by using the following code.

```
private void StartBackgroundProcess() {
 bgwExecute.DoWork += new DoWorkEventHandler(WorkHandler);
```



|                   |                                                                                 |                         |            |
|-------------------|---------------------------------------------------------------------------------|-------------------------|------------|
| <b>Exam Name:</b> | <b>UPGRADE: MCSD MS.NET Skills to MCPD Enterprise Application Developer Pt1</b> |                         |            |
| <b>Exam Type:</b> | <b>Microsoft</b>                                                                |                         |            |
| <b>Exam Code:</b> | <b>70-553</b>                                                                   | <b>Total Questions:</b> | <b>174</b> |

```

bgwExecute.RunWorkerCompleted +=
new RunWorkerCompletedEventHandler(CompletedHandler);
bgwExecute.ProgressChanged += new
ProgressChangedEventHandler(ProgressChanged);
bgwExecute.RunWorkerAsync();
}

```

If the UpdateDB method that is called by the BackgroundWorker component returns the value False, you need to display a message box to the user that indicates that the update failed. Which code segment should you use?

- A. `void WorkHandler(object sender, DoWorkEventArgs e) { if (!UpdateDB())  
    MessageBox.Show("Update failed");}`
- B. `void CompletedHandler(object sender, RunWorkerCompletedEventArgs e) { if (! UpdateDB())  
    MessageBox.Show("Update failed");}`
- C. `void WorkHandler(object sender, DoWorkEventArgs e) { e.Result = UpdateDB();} void  
    CompletedHandler(object sender, RunWorkerCompletedEventArgs e) { if (!(bool) e.Result)  
        MessageBox.Show("Update failed");}`
- D. `void WorkHandler(object sender, DoWorkEventArgs e) { e.Result = UpdateDB();} void  
    CompletedHandler(object sender, RunWorkerCompletedEventArgs e) { if (!(bool) e.Result)  
        bgwExecute.ReportProgress(0);} void ProgressChanged(object sender,  
    ProgressChangedEventArgs e) { if  
        (e.ProgressPercentage==0) MessageBox.Show("Update failed");}`

**Answer: C**

**Question: 61**

You want to execute an event handler asynchronously from a Windows Form. You need to execute a method named WorkHandler by using an instance of the BackgroundWorker component named bgwExecute. Which two code segments should you use? (Each correct answer presents part of the solution. Choose two.)

- A. `EventHandler work = new EventHandler(WorkHandler);`
- B. `ThreadStart work = new ThreadStart(WorkHandler);`
- C. `bgwExecute.DoWork += new DoWorkEventHandler(WorkHandler);`
- D. `bgwExecute.RunWorkerAsync();`
- E. `bgwExecute.RunWorkerAsync(work);`

**Answer: C, D**

**Question: 62**

You want to execute an event handler asynchronously from a Windows Form. You need to write code that uses the BackgroundWorker component named bgwExecute to execute the WorkHandler method. Which code segment should you use?

- A. `EventHandler work = new EventHandler(WorkHandler);bgwExecute.RunWorkerAsync(work);`
- B. `ThreadStart tsBackground = new  
    ThreadStart(WorkHandler);bgwExecute.ReportProgress(100,tsBackground);`
- C. `ThreadStart tsBackground = new  
    ThreadStart(WorkHandler);bgwExecute.RunWorkerAsync(tsBackground);`
- D. `bgwExecute.DoWork += new  
    DoWorkEventHandler(WorkHandler);bgwExecute.RunWorkerAsync();`

**Answer: D**

|                   |                                                                                 |                         |            |
|-------------------|---------------------------------------------------------------------------------|-------------------------|------------|
| <b>Exam Name:</b> | <b>UPGRADE: MCSD MS.NET Skills to MCPD Enterprise Application Developer Pt1</b> |                         |            |
| <b>Exam Type:</b> | <b>Microsoft</b>                                                                |                         |            |
| <b>Exam Code:</b> | <b>70-553</b>                                                                   | <b>Total Questions:</b> | <b>174</b> |

**Question: 63**

You are customizing a Windows Form to asynchronously update a database in a method named WorkHandler. You need to ensure that the form displays a message box to the user that indicates the success or failure of the update. Which code segment should you use?

- A. 

```
private void StartBackgroundProcess() { bgwExecute.DoWork += new DoWorkEventHandler(WorkHandler); bgwExecute.RunWorkerCompleted += new RunWorkerCompletedEventHandler(CompletedHandler); bgwExecute.RunWorkerAsync(); } void CompletedHandler(object sender, RunWorkerCompletedEventArgs e) { bool result = (bool)e.Result; MessageBox.Show("Update " + (result ? "was successful" : "failed")); } void WorkHandler(object sender, DoWorkEventArgs e) { //... e.Result = true; }
```
- B. 

```
private void StartBackgroundProcess() { bgwExecute.ProgressChanged += new ProgressChangedEventHandler(CompletedHandler); ThreadStart tsBackground = new ThreadStart(WorkHandler); bgwExecute.RunWorkerAsync(tsBackground); } void ProgressHandler(object sender, ProgressChangedEventArgs e) { bool result = (bool)e.UserState; MessageBox.Show("Update " + (result ? "was successful" : "failed")); } void WorkHandler() { //... bgwExecute.ReportProgress(100, true); }
```
- C. 

```
private void StartBackgroundProcess() { bgwExecute.RunWorkerCompleted += new RunWorkerCompletedEventHandler(CompletedHandler); ThreadStart tsBackground = new ThreadStart(WorkHandler); bgwExecute.RunWorkerAsync(tsBackground); } void CompletedHandler(object sender, RunWorkerCompletedEventArgs e) { bool result = (bool)e.Result; MessageBox.Show("Update " + (result ? "was successful" : "failed")); } void WorkHandler() { //... e.Result = true; }
```
- D. 

```
private void StartBackgroundProcess() { bgwExecute.DoWork += new DoWorkEventHandler(WorkHandler); bgwExecute.RunWorkerCompleted += new RunWorkerCompletedEventHandler(CompletedHandler); bgwExecute.RunWorkerAsync(); } void CompletedHandler(object sender, RunWorkerCompletedEventArgs e) { bool result = (bool)e.Result; MessageBox.Show("Update " + (result ? "was successful" : "failed")); } void WorkHandler(object sender, DoWorkEventArgs e) { //... bgwExecute.ReportProgress(100, true); }
```

**Answer: A**

**Question: 64**

You are customizing a Windows Form to asynchronously update a database. You need to ensure that the form displays a message box to the user that indicates the success or failure of the update. Which three code segments should you use? (Each correct answer presents part of the solution. Choose three.)

- A. 

```
private void StartBackgroundProcess() { bgwExecute.DoWork += new DoWorkEventHandler(WorkHandler); bgwExecute.RunWorkerCompleted += new RunWorkerCompletedEventHandler(CompletedHandler); bgwExecute.RunWorkerAsync(); }
```
- B. 

```
private void StartBackgroundProcess() { bgwExecute.ProgressChanged += new ProgressChangedEventHandler(CompletedHandler); ThreadStart tsBackground = new ThreadStart(WorkHandler); bgwExecute.RunWorkerAsync(tsBackground); }
```
- C. 

```
private void StartBackgroundProcess() { bgwExecute.RunWorkerCompleted += new RunWorkerCompletedEventHandler(CompletedHandler); ThreadStart tsBackground = new
```

|                   |                                                                                 |                         |            |
|-------------------|---------------------------------------------------------------------------------|-------------------------|------------|
| <b>Exam Name:</b> | <b>UPGRADE: MCSD MS.NET Skills to MCPD Enterprise Application Developer Pt1</b> |                         |            |
| <b>Exam Type:</b> | <b>Microsoft</b>                                                                |                         |            |
| <b>Exam Code:</b> | <b>70-553</b>                                                                   | <b>Total Questions:</b> | <b>174</b> |

- ```
ThreadStart(WorkHandler); bgwExecute.RunWorkerAsync(tsBackground); }
D. void WorkHandler(object sender, DoWorkEventArgs e) { //... e.Result = true; }
E. void WorkHandler(object sender, DoWorkEventArgs e) { //... bgwExecute.ReportProgress(100, true); }
F. void CompletedHandler(object sender, RunWorkerCompletedEventArgs e) { bool result = (bool)e.Result;
    MessageBox.Show("Update " + (result ? "was successful" : "failed")); }
G. void ProgressHandler(object sender, ProgressChangedEventArgs e) { bool result = (bool)e.UserState;
    MessageBox.Show("Update " + (result ? "was successful" : "failed")); }
```

Answer: A, D, F

Question: 65

A Windows Forms application reads the following XML file.

```
<?xml version="1.0"?>
<x:catalog xmlns:x="urn:books">
<book id="bk101">
<author>Gambardella, Matthew</author>
<title>XML Developer's Guide</title>
</book>
<book id="bk102">
<author>Ralls, Kim</author>
<title>Midnight Rain</title>
</book>
</x:catalog>
```

The form initialization loads this file into an XmlDocument object named docBooks. You need to populate a ListBox control named lstBooks with the concatenated book ID and title of each book. Which code segment should you use?

- A. XmlNodeList elements = docBooks.GetElementsByTagName("book");foreach (XmlElement node in elements) { string s = node.GetAttribute("id") + " - "; s += node.SelectSingleNode("title").InnerText; lstBooks.Items.Add(s);}
- B. XmlNodeList elements = docBooks.GetElementsByTagName("book");foreach (XmlElement node in elements) { string s = node.SelectSingleNode("id") + " - "; s += node.GetAttribute("title"); lstBooks.Items.Add(s);}
- C. XmlNodeList elements = docBooks.GetElementsByTagName("book");foreach (XmlElement node in elements) { string s = node.GetAttribute("id") + " - "; s += node.SelectSingleNode("title").Value; lstBooks.Items.Add(s);}
- D. XmlNodeList elements = docBooks.GetElementsByTagName("book");foreach (XmlElement node in elements) { lstBooks.Items.Add(node.InnerXml);}

Answer: A

Question: 66

A method in your Windows Forms application executes a stored procedure in a Microsoft SQL Server 2005 database, and then executes a second stored procedure in a second SQL Server 2005 database. You need to ensure that the call to the first stored procedure writes changes only if the call to the second stored procedure succeeds. Installation requirements prohibit you from introducing new components that use the COM+ hosting model. What should you do?

- A. Implement a transactional serviced component.Add methods to this component to encapsulate the connect operation and execution of each stored procedure.Register and use this serviced component.

| | | | |
|-------------------|---|-------------------------|------------|
| Exam Name: | UPGRADE: MCSD MS.NET Skills to MCPD Enterprise Application Developer Pt1 | | |
| Exam Type: | Microsoft | | |
| Exam Code: | 70-553 | Total Questions: | 174 |

- B. Add a TransactionScope block. Connect to each database and execute each stored procedure within the TransactionScope block. Call the TransactionScope.Complete method if the call to both stored procedure succeeds.
- C. Connect to both databases. Call the SqlConnection.BeginTransaction method for each connection. Call the SqlTransaction.Commit method on both returned transactions only if both stored procedures succeed.
- D. Add a try-catch-finally block. Connect to each database and execute each stored procedure in the try block.

Answer: B

Question: 67

You are creating a Windows Forms application. The application uses a SqlCommand object named cmd. The cmd object executes the following stored procedure.

```
CREATE PROCEDURE GetPhoneList
AS
BEGIN
SELECT CompanyName, Phone FROM Customers
SELECT CompanyName, Phone FROM Suppliers
END
```

You need to add all returned rows to the ListBox control named lstPhones. Which code segment should you use?

- A. SqlDataReader rdr = cmd.ExecuteReader();do { while (rdr.Read()) { lstPhones.Items.Add(rdr.GetString(0) + "\t" + rdr.GetString(1)); }} while (rdr.NextResult());
- B. SqlDataReader rdr = cmd.ExecuteReader();while (rdr.Read()) { lstPhones.Items.Add(rdr.GetString(0) + "\t" + rdr.GetString(1));}
- C. SqlDataReader rdr = cmd.ExecuteReader();while (rdr.NextResult()) { while (rdr.Read()) { lstPhones.Items.Add(rdr.GetString(0) + "\t" + rdr.GetString(1)); }}
- D. SqlDataReader rdr = cmd.ExecuteReader();while (rdr.NextResult()) { lstPhones.Items.Add(rdr.GetString(0) + "\t" + rdr.GetString(1));}

Answer: A

Question: 68

You are creating a Windows Forms application. The application loads a data table named dt from a database and modifies each value in the data table. You add the following code. (Line numbers are included for reference only.)

```
01 foreach (DataRow row in dt.Rows) {
02 foreach (DataColumn col in dt.Columns) {
03
04 Trace.WriteLine(str);
05 }
06 }
```

You need to format the string named str to show the value of the column at the time the data is loaded and the current value in the column. Which code segment should you add at line 03?

- A. string str = String.Format("Column was {0} is now {1}", row[col], row[col], DataRowVersion.Current);
- B. string str = String.Format("Column was {0} is now {1}", row[col], DataRowVersion.Default, row[col]);

| | | | |
|-------------------|---|-------------------------|------------|
| Exam Name: | UPGRADE: MCSD MS.NET Skills to MCPD Enterprise Application Developer Pt1 | | |
| Exam Type: | Microsoft | | |
| Exam Code: | 70-553 | Total Questions: | 174 |

- C. `string str = String.Format("Column was {0} is now {1}", row[col], row[col, DataRowVersion.Proposed]);`
- D. `string str = String.Format("Column was {0} is now {1}", row[col, DataRowVersion.Original], row[col]);`

Answer: D

Question: 69

You are creating a Windows Forms application that includes the database helper methods `UpdateOrder` and `UpdateAccount`. Each method wraps code that connects to a Microsoft SQL Server 2005 database, executes a Transact-SQL statement, and then disconnects from the database. You must ensure that changes to the database that result from the `UpdateAccount` method are committed only if the `UpdateOrder` method succeeds. You need to execute the `UpdateAccount` method and the `UpdateOrder` method. Which code segment should you use?

- A. `using (TransactionScope ts = new TransactionScope()) { UpdateOrder(); UpdateAccount(); ts.Complete();}`
- B. `using (TransactionScope ts1 = new TransactionScope()) { UpdateOrder(); using (TransactionScope ts2 = new TransactionScope(TransactionScopeOption.RequiresNew)){ UpdateAccount(); ts2.Complete(); } ts1.Complete();}`
- C. `using (TransactionScope ts = new TransactionScope(TransactionScopeOption.RequiresNew)){ UpdateOrder(); ts.Complete();}using (TransactionScope ts = new TransactionScope(TransactionScopeOption.Required)){ UpdateAccount(); ts.Complete();}`
- D. `using (TransactionScope ts = new TransactionScope(TransactionScopeOption.RequiresNew)){ UpdateOrder();}using (TransactionScope ts = new TransactionScope(TransactionScopeOption.Required)){ UpdateAccount(); ts.Complete();}`

Answer: A

Question: 70

You are creating a Windows Forms application to retrieve and modify data. Depending on the installation, the data source can be a Microsoft Access database or a Microsoft SQL Server 2000 or later database. You need to ensure that your application accesses data by automatically using the data provider that is optimized for the data source. What should you do?

- A. Use the ODBC data provider classes.
- B. Use the OLE DB data provider classes.
- C. Use the SQL Server data provider classes.
- D. Use the `DbProviderFactory` class and related classes.

Answer: D

Question: 71

You are creating a Windows Forms application that implements a master/detail form by using two `DataGridView` controls. You populate a dataset with a master table and a details table. You set the `DataSource` property of the master `DataGridView` control to the dataset. You set the `DataMember` property to the name of the master table. You also set the `DataSource` property of the details `DataGridView` control to the dataset. You need to ensure that the details `DataGridView` control displays only the child rows of the selected master row. What should you do?

| | | | |
|-------------------|---|-------------------------|------------|
| Exam Name: | UPGRADE: MCSD MS.NET Skills to MCPD Enterprise Application Developer Pt1 | | |
| Exam Type: | Microsoft | | |
| Exam Code: | 70-553 | Total Questions: | 174 |

- A. Add a foreign key constraint to the dataset. Set the DataMember property of the child DataGridView control to the name of the foreign key constraint.
- B. Define a data relation between the master table and details table in the dataset. Set the DataMember property of the child DataGridView to the name of the data relation.
- C. Add a foreign key constraint to the dataset. Set the DataMember property of the child DataGridView control to the name of the details table.
- D. Define a data relation between the master table and details table in the dataset. Bind the details DataGridView control to the dataset. Set the DataMember property of the child DataGridView control to the name of the details table.

Answer: B

Question: 72

A Windows Forms application contains the following code segment.
string SQL = @"SELECT EmployeeID, LastName, FirstName FROM Employees";
SqlDataAdapter da = new SqlDataAdapter(SQL, connStr);
DataTable dt = new DataTable();
da.MissingSchemaAction = MissingSchemaAction.AddWithKey;
SqlCommandBuilder bld = new SqlCommandBuilder(da);
da.Fill(dt);

The application allows the user to add rows to the data table. The application will propagate these additions to the database. If the addition of any row fails, the other rows must still be added. The code must log how many new rows failed to be added. You need to propagate the additions to the database and log a failed count. Which code segment should you use?

- A. `da.ContinueUpdateOnError = true; da.Update(dt); DataTable dtErrors = dt.GetChanges(DataRowState.Unchanged); Trace.WriteLine(dtErrors.Rows.Count.ToString() + " rows not added.");`
- B. `da.ContinueUpdateOnError = false; da.Update(dt); DataTable dtErrors = dt.GetChanges(DataRowState.Unchanged); Trace.WriteLine(dtErrors.Rows.Count.ToString() + " rows not added.");`
- C. `da.ContinueUpdateOnError = true; da.Update(dt); DataRow[] rows = dt.GetErrors(); Trace.WriteLine(rows.Length.ToString() + " rows not added.");`
- D. `da.ContinueUpdateOnError = false; da.Update(dt); DataRow[] rows = dt.GetErrors(); Trace.WriteLine(rows.Length.ToString() + " rows not added.");`

Answer: C

Question: 73

You are creating a Windows Forms application. The application executes a stored procedure that takes several seconds to complete. The stored procedure is invoked to populate a SqlDataReader object. You need to ensure that the application remains responsive to the user while the stored procedure is executing. What should you do?

- A. Use the SqlCommand.BeginExecuteReader method to call the stored procedure. Retrieve results by using the EndExecuteReader method.
- B. Use the SqlCommand.ExecuteReader method. Set the behavior parameter of this method to CommandBehavior.SequentialAccess.
- C. Create and bind a SqlDependency object to a SqlCommand object. Call the SqlCommand.ExecuteReader method. Associate an OnChanged event handler with the SqlDependency object. Gather results in the OnChanged event handler method.
- D. Set the Notification property of a SqlCommand object to a SqlNotificationRequest object. Call the SqlCommand.ExecuteReader method. Gather results on a background thread.

| | | | |
|-------------------|---|-------------------------|------------|
| Exam Name: | UPGRADE: MCSD MS.NET Skills to MCPD Enterprise Application Developer Pt1 | | |
| Exam Type: | Microsoft | | |
| Exam Code: | 70-553 | Total Questions: | 174 |

Answer: A

Question: 74

A Windows Forms application loads an XmlDocument from a file named books.xml. You need to validate the XML against a schema that is contained in the books.xsd file when the XML loads. What should you do?

- A. Associate the schema file with an XmlReader. Load the XmlDocument by using the XmlReader.
- B. Add the schema to the Schemas property of the XmlDocument. Call the Load method of the XmlDocument by setting the filename parameter to books.xsd.
- C. Call the Load method of the XmlDocument by setting the filename parameter to books.xsd, and then call the Load method by setting the filename parameter to books.xml.
- D. Call the Load method of the XmlDocument by setting the filename parameter to books.xsd. Programmatically add the attribute xsi:schemaLocation to the root node. Set the value of this attribute to books.xsd.

Answer: A

Question: 75

You are creating a Windows Forms application. Initialization code loads a DataSet object named ds that includes a table named Users. The Users table includes a column named IsManager. You need to bind the IsManager column to the Checked property of a check box named chkIsManager. Which code segment should you use?

- A. `chkIsManager.DataBindings.Add("Checked", ds, "Users.IsManager");`
- B. `chkIsManager.DataBindings.Add("Checked", ds, "IsManager");`
- C. `chkIsManager.Text = "{Users.IsManager}"; chkIsManager.AutoCheck = true;`
- D. `this.DataBindings.Add("chkIsManager.Checked", ds, "Users.IsManager");`

Answer: A

Question: 76

A Windows Forms application contains the following code segment.

```
string SQL =
@"SELECT OrderID, ProductID, UnitPrice, Quantity FROM
[Order Details]";
SqlDataAdapter da = new SqlDataAdapter(SQL, connStr);
DataTable dt = new DataTable();
da.Fill(dt);
```

You need to add a new column to the data table named ItemSubtotal. The ItemSubtotal column must contain the value of the UnitPrice column multiplied by the value of the Quantity column. Which code segment should you use?

- A. `DataColumn col = new DataColumn("ItemSubtotal"); col.DataType = typeof(decimal); col.Expression = "UnitPrice * Quantity"; dt.Columns.Add(col);`
- B. `dt.Compute("UnitPrice * Quantity", "ItemSubtotal");`
- C. `DataColumn col = new DataColumn("ItemSubtotal"); col.DataType = typeof(decimal); dt.Columns.Add(col); dt.Compute("UnitPrice * Quantity", "ItemSubtotal");`
- D. `DataColumn col = new DataColumn("ItemSubtotal"); col.DataType = typeof(decimal); col.DefaultValue = "UnitPrice * Quantity"; dt.Columns.Add(col);`

Answer: A

To Read the [Whole Q&As](#), please purchase the [Complete Version](#) from [Our website](#).

Trying our product !

- ★ **100%** Guaranteed Success
- ★ **100%** Money Back Guarantee
- ★ **365 Days** Free Update
- ★ **Instant Download** After Purchase
- ★ **24x7** Customer Support
- ★ Average **99.9%** Success Rate
- ★ More than **69,000** Satisfied Customers Worldwide
- ★ Multi-Platform capabilities - **Windows, Mac, Android, iPhone, iPod, iPad, Kindle**

Need Help

Please provide as much detail as possible so we can best assist you.

To update a previously submitted ticket:



| | | |
|---|---|--|
|  One Year Free Update <p>Free update is available within One Year after your purchase. After One Year, you will get 50% discounts for updating. And we are proud to boast a 24/7 efficient Customer Support system via Email.</p> |  Money Back Guarantee <p>To ensure that you are spending on quality products, we provide 100% money back guarantee for 30 days from the date of purchase.</p> |  Security & Privacy <p>We respect customer privacy. We use McAfee's security service to provide you with utmost security for your personal information & peace of mind.</p> |
|---|---|--|

[Guarantee & Policy](#) | [Privacy & Policy](#) | [Terms & Conditions](#)

Any charges made through this site will appear as Global Simulators Limited.

All trademarks are the property of their respective owners.

Copyright © 2004-2015, All Rights Reserved.